
**ACI Racing Weekend Vallelunga, 15-16 Giugno 2024**
**Campionato Italiano GT Endurance - Classifica Free Practice 3**

Vallelunga 4.085 m

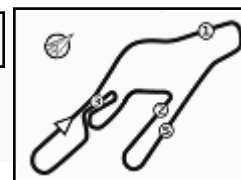
1 / 3

	Driver 1 No. Entrant	Driver 2 Team	Driver 3 Car	Class	Time	Gap	Avg Laps
1	<b>7 COMANDINI Stefano (ITA)</b> BMW ITALIA CECCATO RACING	<b>GUERRA Francesco (ITA)</b> BMW Italia Ceccato Racing	<b>DENES Philippe (USA)</b> BMW G82 M4	GT3-GT3PR	<b>1'32.531</b>		158,931 28
2	<b>51 BRACALENTE Alessandro (ITA)</b> AF CORSE	<b>DONNO Eliseo (ITA)</b> AF Corse	FERRARI 488	GT3-GT3PA	<b>1'32.684</b>	0.153	158,668 29
3	<b>27 LECLERC Arthur (MCO)</b> SCUDERIA BALDINI	<b>FISICHELLA Giancarlo (ITA)</b> Scuderia Baldini	<b>MOSCA Tommaso (ITA)</b> FERRARI 296	GT3-GT3PR	<b>1'32.815</b>	0.284	158,444 31
4	<b>16 SANDRUCCI Gustavo (ITA)</b> AKM MOTORSPORT	<b>FERRARI Lorenzo (ITA)</b> AKM Motorsport	<b>BENCIVENNI Filippo (ITA)</b> MERCEDES AMG	GT3-GT3PA	<b>1'32.862</b>	0.331	158,364 29
5	<b>17 FULGENZI Enrico (ITA)</b> EF RACING	<b>GALBIATI Kikko (ITA)</b> EF Racing	PORSCHE 911 R 992	GT3-GT3PR	<b>1'33.086</b>	0.555	157,983 30
6	<b>99 MONCINI Leonardo (ITA)</b> TRESOR AUDI SPORT ITALIA	<b>COLA Andrea (ITA)</b> Tresor Audi Sport Italia	<b>VAN BERLO Glenn (NLD)</b> AUDI R8 LMS	GT3-GT3PR	<b>1'33.105</b>	0.574	157,951 25
7	<b>5 LORENZO Jorge (ESP)</b> L&A INFINITY	<b>ALATALO William (FIN)</b> L&A Infinity	<b>RAGHUNATHAN Mahaveer (IND)</b> ASTON MARTIN VANTAGE AMR	GT3-GT3PA	<b>1'33.154</b>	0.623	157,868 21
8	<b>12 AKA Alex (DEU)</b> TRESOR AUDI SPORT ITALIA	<b>DELLI GUANTI Pietro (ITA)</b> Tresor Audi Sport Italia	<b>MAZZOLA Rocco (ITA)</b> AUDI R8 LMS	GT3-GT3PR	<b>1'33.242</b>	0.711	157,719 26
9	<b>55 SCARPETTA Vincenzo (ITA)</b> NOVA RACE EVENTS	<b>JELMINI Felice (ITA)</b> Nova Race Events	<b>BUTTI Marco (ITA)</b> HONDA NSX ACURA	GT3-GT3PA	<b>1'33.347</b>	0.816	157,541 25
10	<b>66 STADSBADER Gilles (BEL)</b> VSR	<b>FABI Alessandro (ITA)</b> VSR	LAMBORGHINI HURACÁN EVO 2	GT3-GT3PA	<b>1'33.411</b>	0.880	157,433 16
11	<b>50 PONZIO Riccardo (ITA)</b> AF CORSE	<b>GAI Stefano (ITA)</b> AF Corse	<b>MAC Mikkel (DNK)</b> FERRARI 296	GT3-GT3PA	<b>1'33.419</b>	0.888	157,420 26
12	<b>63 MOULIN Baptiste (BEL)</b> VSR	<b>TRIBAUDINI Stephane (FRA)</b> VSR	<b>GUIDETTI Jacopo (ITA)</b> LAMBORGHINI HURACÁN EVO 2	GT3-GT3PA	<b>1'33.662</b>	1.131	157,011 23
13	<b>8 CASSARÀ Marco (ITA)</b> BMW ITALIA CECCATO RACING	<b>DE LUCA Francesco (ITA)</b> BMW Italia Ceccato Racing	<b>NILSSON Alfred (SWE)</b> BMW G82 M4	GT3-GT3PA	<b>1'33.733</b>	1.202	156,892 33
14	<b>85 ROGALSKI Robin (POL)</b> IMPERIALE SPORT CAR SERVICE	<b>GILARDONI Kevin (CHE)</b> Imperiale Sport Car Service	<b>DELEDDA Alessio (ITA)</b> LAMBORGHINI HURACÁN EVO 2	GT3-GT3PA	<b>1'33.737</b>	1.206	156,886 28
15	<b>33 PAVLOVIC Milos (SRB)</b> AUTO SPORT RACING	<b>SPENGLER Florian (DEU)</b> Star Performance	<b>SANPORN Jao (THA)</b> LAMBORGHINI HURACÁN EVO 2	GT3-GT3AM	<b>1'33.758</b>	1.227	156,851 27
16	<b>75 COLAVITA Leonardo (ITA)</b> DOUBLE TT RACING	<b>RICCITELLI Simone (ITA)</b> Double TT Racing	<b>ULRICH Christoph (CHE)</b> FERRARI 488	GT3-GT3AM	<b>1'33.890</b>	1.359	156,630 31
17	<b>28 MARCHETTI Alessandro (ITA)</b> NOVA RACE EVENTS	<b>FERRI Fulvio (ITA)</b> Nova Race Events	<b>BODELLINI Andrea (ITA)</b> MERCEDES AMG	GT3-GT3AM	<b>1'34.139</b>	1.608	156,216 29
18	<b>77 MAGNONI Luca (ITA)</b> NOVA RACE EVENTS	<b>CIGLIA Massimo (ITA)</b> Nova Race Events	<b>MASSARO Rodolfo (ITA)</b> HONDA NSX ACURA	GT3-GT3AM	<b>1'34.366</b>	1.835	155,840 20
19	<b>54 FARHADI Aaron (USA)</b> IMPERIALE SPORT CAR SERVICE	<b>BOWEN Alexander Robert (USA)</b> Imperiale Sport Car Service	<b>FASCICOLO Giuseppe (ITA)</b> LAMBORGHINI HURACÁN EVO 2	GT3-GT3AM	<b>1'34.593</b>	2.062	155,466 12
20	<b>19 CAZZANIGA Riccardo (ITA)</b> VSR	<b>DI FOLCO Alberto (ITA)</b> VSR	<b>LIBERATI Edoardo (ITA)</b> LAMBORGHINI HURACÁN EVO 2	GT3-GT3PR	<b>1'35.130</b>	2.599	154,588 8
21	<b>172 SEGÙ Luca (ITA)</b> DL RACING	<b>CAIOLA Alessio (ITA)</b> DL Racing	LAMBORGHINI HURACÁN ST EVO 2	GTC-GTC1P	<b>1'35.836</b>	3.305	153,450 14
22	<b>291 PREZEZZI Valerio (ITA)</b> CENTRI PORSCHE TICINO	<b>BUSNELLI Max (ITA)</b> Centri Porsche Ticino	<b>JACOMA Ivan Martin (CHE)</b> PORSCHE 911 CUP 992	GTC-GTC2A	<b>1'35.895</b>	3.364	153,355 28
23	<b>127 BERTON Giovanni (ITA)</b> RACEVENT	<b>LAURINI Ludovico (ITA)</b> Racevent	<b>PERONI Costantino (ITA)</b> PORSCHE 911 CUP 992	GTC-GTC2P	<b>1'36.264</b>	3.733	152,767 30
24	<b>122 NICOLOSI Giuseppe (ITA)</b> EBIMOTORS	<b>DI BENEDETTO Davide (ITA)</b> EbiMotors	<b>CAZZANIGA Daniele (ITA)</b> PORSCHE 911 CUP 992	GTC-GTC2P	<b>1'36.329</b>	3.798	152,664 30
25	<b>32 MUR Sandro (HRV)</b> AUTO SPORT RACING	<b>LERTLAMPRASERTKUL Nuttpong (THA)</b> Star Performance	<b>LOMMAHADTHAI Aniwat (THA)</b> LAMBORGHINI HURACÁN EVO 2	GT3-GT3AM	<b>1'36.376</b>	3.845	152,590 16

Clerk of the Course : Dino Lodola

Race Director : Alessandro Ferrari

 Start 12:05  
 End 13:04  
 15/06/2024


**ACI Racing Weekend Vallelunga, 15-16 Giugno 2024**
**Campionato Italiano GT Endurance - Classifica Free Practice 3**

Vallelunga 4.085 m

2 / 3

26	<b>202 CLEMENTI PISANI Alberto (ITA)</b> HC RACING DIVISION	<b>D'AURIA Ferdinando (ITA)</b> HC Racing Division	<b>BOLGER Douglas (GBR)</b> LAMBORGHINI HURACÁN ST EVO 2	GTC-GTC1A	<b>1'37.166</b>	4.635	151,349	28
27	<b>217 VAN DER SLOOT Sandra (NLD)</b> EF RACING	<b>BURATTI Andrea (ITA)</b> EF Racing	PORSCHE 911 CUP 992	GTC-GTC2A	<b>1'37.431</b>	4.900	150,938	32
28	<b>272 GATTUSO Stefano (ITA)</b> DL RACING	<b>MAINETTI Alessandro (ITA)</b> DL Racing	<b>RIVA Giacomo (ITA)</b> LAMBORGHINI HURACÁN ST EVO 2	GTC-GTC1A	<b>1'37.466</b>	4.935	150,883	29
29	<b>207 MENDEZ Andres (COL)</b> INVICTUS CORSE	<b>ANAPOLI Giovanni (ITA)</b> Invictus Corse	<b>BARBOLINI Edoardo (ITA)</b> LAMBORGHINI HURACÁN ST EVO 2	GTC-GTC1A	<b>1'37.641</b>	5.110	150,613	22
30	<b>212 MARZIALETTI Giammarco (ITA)</b> BEST LAP	<b>AGOGLIA Pietro (ITA)</b> Best Lap	<b>POSTIGLIONE Vito (ITA)</b> FERRARI 488 CHALLENGE EVO	GTC-GTC1A	<b>1'37.828</b>	5.297	150,325	12
31	<b>151 RISITANO Nicolas (ITA)</b> SR&R	<b>SCHOFIELD Lyle (IRL)</b> SR&R	<b>ATTIANESE Luca (ITA)</b> FERRARI 488 CHALLENGE EVO	GTC-GTC1P	<b>1'37.941</b>	5.410	150,152	19
32	<b>103 LA MAZZA Francesco (ITA)</b> EASY RACE	<b>PIERANTONI Emiliano (ITA)</b> Easy Race	<b>BACCI Alex (ITA)</b> FERRARI 488 CHALLENGE EVO	GTC-GTC1P	<b>1'38.251</b>	5.720	149,678	28
33	<b>292 KNEZ Matej (SVN)</b> CENTRI PORSCHE TICINO	<b>'HASH' (CHE)</b> Centri Porsche Ticino	<b>FONTANA Alex (CHE)</b> PORSCHE 911 CUP 992	GTC-GTC2A	<b>1'39.613</b>	7.082	147,631	26
34	<b>232 LAH Andrej (SVN)</b> LEMA RACING	<b>KOSIC Matej (SVN)</b> LEMA Racing	<b>FONDI Maurizio (ITA)</b> LAMBORGHINI HURACÁN ST EVO 2	GTC-GTC1A	<b>1'40.377</b>	7.846	146,508	25
35	<b>111 DEMARCHI Luca (ITA)</b> BEST LAP	<b>PATRINICOLA Simone (ITA)</b> Best Lap	<b>DI MARE Sabatino (ITA)</b> FERRARI 488 CHALLENGE EVO	GTC-GTC1P				0

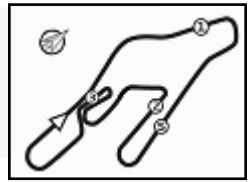
Qualifying Lap Time (117% of 1'32.677): 1'48.432

Humidity:	36%	Air	26°C
Condition:	DRY	Track	51°C

Clerk of the Course : Dino Lodola

Race Director : Alessandro Ferrari

15/06/2024	Start 12:05	End 13:04
------------	----------------	--------------



## ACI Racing Weekend Vallelunga, 15-16 Giugno 2024

### Campionato Italiano GT Endurance - Classifica Free Practice 3

#### Penalty and Infringement

#### Fastest Laps Sequence

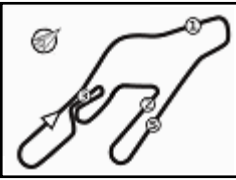
No.	Entrant	Nat	Team	Car	Local Time	Time	Gap	Avg
12	A. <b>AKA</b>	DEU	Tresor Audi Sport Italia	Audi R8 LMS	12:08'26.503	<b>1'34.639</b>		155,390
8	M. <b>CASSARÀ</b>	ITA	BMW Italia Ceccato Racing	BMW G82 M4	12:08'33.494	<b>1'34.335</b>	-0.304	155,891
50	R. <b>PONZIO</b>	ITA	AF Corse	Ferrari 296	12:09'30.879	<b>1'34.020</b>	-0.315	156,414
17	E. <b>FULGENZI</b>	ITA	EF Racing	Porsche 911 R 992	12:10'20.377	<b>1'33.745</b>	-0.275	156,872
51	A. <b>BRACALENTE</b>	ITA	AF Corse	Ferrari 488	12:11'07.820	<b>1'32.684</b>	-1.061	158,668
7	S. <b>COMANDINI</b>	ITA	BMW Italia Ceccato Racing	BMW G82 M4	12:57'32.843	<b>1'32.531</b>	-0.153	158,931

Clerk of the Course : Dino Lodola

Race Director : Alessandro Ferrari

15/06/2024      Start 12:05      End 13:04





# ACI Racing Weekend Vallelunga, 15-16 Giugno 2024

## Campionato Italiano GT Endurance - Besrt Sector & Speed Free Practice 3

Vallelunga 4.085 m

### BEST LAP

1	7 BMW ITALIA CECCATO RAC	BMW G82 M4	1'32.531
2	51 AF CORSE	Ferrari 488	1'32.684
3	27 SCUDERIA BALDINI	Ferrari 296	1'32.815
4	16 AKM MOTORSPORT	Mercedes AMG	1'32.862
5	17 EF RACING	Porsche 911 R 992	1'33.086
6	99 TRESOR AUDI SPORT ITALIA	Audi R8 LMS	1'33.105
7	5 L&A INFINITY	Aston Martin Vantage AMR	1'33.154
8	12 TRESOR AUDI SPORT ITALIA	Audi R8 LMS	1'33.242
9	55 NOVA RACE EVENTS	Honda NSX Acura	1'33.347
10	66 VSR	Lamborghini Huracán EVO 2	1'33.411
11	50 AF CORSE	Ferrari 296	1'33.419
12	63 VSR	Lamborghini Huracán EVO 2	1'33.662
13	8 BMW ITALIA CECCATO RAC	BMW G82 M4	1'33.733
14	85 IMPERIALE SPORT CAR SER	Lamborghini Huracán EVO 2	1'33.737
15	33 AUTO SPORT RACING	Lamborghini Huracán EVO 2	1'33.758
16	75 DOUBLE TT RACING	Ferrari 488	1'33.890
17	28 NOVA RACE EVENTS	Mercedes AMG	1'34.139
18	77 NOVA RACE EVENTS	Honda NSX Acura	1'34.366
19	54 IMPERIALE SPORT CAR SER	Lamborghini Huracán EVO 2	1'34.593
20	19 VSR	Lamborghini Huracán EVO 2	1'35.130
21	172 DL RACING	Lamborghini Huracán ST EVO 2	1'35.836
22	291 CENTRI PORSCHE TICINO	Porsche 911 Cup 992	1'35.895
23	127 RACEVENT	Porsche 911 Cup 992	1'36.264
24	122 EBIMOTORS	Porsche 911 Cup 992	1'36.329
25	32 AUTO SPORT RACING	Lamborghini Huracán EVO 2	1'36.376
26	202 HC RACING DIVISION	Lamborghini Huracán ST EVO 2	1'37.166
27	217 EF RACING	Porsche 911 Cup 992	1'37.431
28	272 DL RACING	Lamborghini Huracán ST EVO 2	1'37.466
29	207 INVICTUS CORSE	Lamborghini Huracán ST EVO 2	1'37.641
30	212 BEST LAP	Ferrari 488 Challenge Evo	1'37.828
31	151 SR&R	Ferrari 488 Challenge Evo	1'37.941
32	103 EASY RACE	Ferrari 488 Challenge Evo	1'38.251
33	292 CENTRI PORSCHE TICINO	Porsche 911 Cup 992	1'39.613
34	232 LEMA RACING	Lamborghini Huracán ST EVO 2	1'40.377
35	111 BEST LAP	Ferrari 488 Challenge Evo	

### SPEED

1	202 HC RACING DIVISION	Lamborghini Huracán ST EVO 2	242,7
2	55 NOVA RACE EVENTS	Honda NSX Acura	241,6
3	33 AUTO SPORT RACING	Lamborghini Huracán EVO 2	241,6
4	99 TRESOR AUDI SPORT ITALIA	Audi R8 LMS	241,6
5	8 BMW ITALIA CECCATO RAC	BMW G82 M4	241,1
6	85 IMPERIALE SPORT CAR SER	Lamborghini Huracán EVO 2	240,0
7	54 IMPERIALE SPORT CAR SER	Lamborghini Huracán EVO 2	239,5
8	7 BMW ITALIA CECCATO RAC	BMW G82 M4	239,5
9	77 NOVA RACE EVENTS	Honda NSX Acura	238,9
10	103 EASY RACE	Ferrari 488 Challenge Evo	238,9
11	12 TRESOR AUDI SPORT ITALIA	Audi R8 LMS	237,4
12	19 VSR	Lamborghini Huracán EVO 2	236,8
13	66 VSR	Lamborghini Huracán EVO 2	236,8
14	63 VSR	Lamborghini Huracán EVO 2	236,8
15	212 BEST LAP	Ferrari 488 Challenge Evo	236,8
16	75 DOUBLE TT RACING	Ferrari 488	236,3
17	16 AKM MOTORSPORT	Mercedes AMG	236,3
18	127 RACEVENT	Porsche 911 Cup 992	235,8
19	5 L&A INFINITY	Aston Martin Vantage AMR	235,8
20	51 AF CORSE	Ferrari 488	235,3
21	17 EF RACING	Porsche 911 R 992	235,3
22	27 SCUDERIA BALDINI	Ferrari 296	235,3
23	28 NOVA RACE EVENTS	Mercedes AMG	235,3
24	50 AF CORSE	Ferrari 296	234,8
25	122 EBIMOTORS	Porsche 911 Cup 992	234,8
26	232 LEMA RACING	Lamborghini Huracán ST EVO 2	234,3
27	151 SR&R	Ferrari 488 Challenge Evo	234,3
28	207 INVICTUS CORSE	Lamborghini Huracán ST EVO 2	234,3
29	291 CENTRI PORSCHE TICINO	Porsche 911 Cup 992	233,3
30	217 EF RACING	Porsche 911 Cup 992	233,3
31	172 DL RACING	Lamborghini Huracán ST EVO 2	232,8
32	272 DL RACING	Lamborghini Huracán ST EVO 2	232,8
33	32 AUTO SPORT RACING	Lamborghini Huracán EVO 2	232,3
34	292 CENTRI PORSCHE TICINO	Porsche 911 Cup 992	230,8

SEG. 1		
1	55 NOVA RACE EVENTS	11.909
2	51 AF CORSE	11.924
3	8 BMW ITALIA CECCATO	11.971
4	7 BMW ITALIA CECCATO	12.001
5	27 SCUDERIA BALDINI	12.006
6	16 AKM MOTORSPORT	12.026
7	63 VSR	12.053
8	12 TRESOR AUDI SPORT	12.072
9	85 IMPERIALE SPORT CA	12.095
10	99 TRESOR AUDI SPORT	12.099
11	5 L&A INFINITY	12.108
12	17 EF RACING	12.114
13	50 AF CORSE	12.125
14	19 VSR	12.148
15	28 NOVA RACE EVENTS	12.158
16	75 DOUBLE TT RACING	12.198
17	66 VSR	12.212
18	33 AUTO SPORT RACING	12.214
19	77 NOVA RACE EVENTS	12.293
20	54 IMPERIALE SPORT CA	12.382
21	127 RACEVENT	12.519
22	172 DL RACING	12.562
23	212 BEST LAP	12.621
24	291 CENTRI PORSCHE TIC	12.631
25	202 HC RACING DIVISION	12.648
26	151 SR&R	12.654
27	32 AUTO SPORT RACING	12.659
28	122 EBIMOTORS	12.664
29	103 EASY RACE	12.811
30	207 INVICTUS CORSE	12.850
31	217 EF RACING	12.857
32	272 DL RACING	12.890
33	232 LEMA RACING	13.321
34	292 CENTRI PORSCHE TIC	13.340

SEG. 2		
1	51 AF CORSE	31.784
2	7 BMW ITALIA CECCATO	31.932
3	16 AKM MOTORSPORT	31.979
4	27 SCUDERIA BALDINI	31.994
5	17 EF RACING	32.023
6	5 L&A INFINITY	32.032
7	33 AUTO SPORT RACING	32.037
8	8 BMW ITALIA CECCATO	32.073
9	66 VSR	32.076
10	55 NOVA RACE EVENTS	32.103
11	99 TRESOR AUDI SPORT	32.142
12	12 TRESOR AUDI SPORT	32.164
13	19 VSR	32.170
14	63 VSR	32.196
15	50 AF CORSE	32.233
16	75 DOUBLE TT RACING	32.261
17	28 NOVA RACE EVENTS	32.313
18	85 IMPERIALE SPORT CA	32.329
19	77 NOVA RACE EVENTS	32.403
20	54 IMPERIALE SPORT CA	32.758
21	32 AUTO SPORT RACING	32.868
22	172 DL RACING	33.089
23	127 RACEVENT	33.214
24	291 CENTRI PORSCHE TIC	33.225
25	272 DL RACING	33.255
26	122 EBIMOTORS	33.259
27	212 BEST LAP	33.357
28	207 INVICTUS CORSE	33.391
29	202 HC RACING DIVISION	33.507
30	217 EF RACING	33.571
31	151 SR&R	33.786
32	103 EASY RACE	33.904
33	292 CENTRI PORSCHE TIC	34.375
34	232 LEMA RACING	34.451

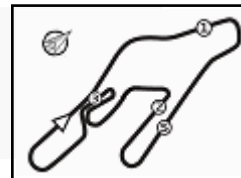
SEG. 3		
1	99 TRESOR AUDI SPORT	28.388
2	7 BMW ITALIA CECCATO	28.400
3	17 EF RACING	28.402
4	27 SCUDERIA BALDINI	28.419
5	55 NOVA RACE EVENTS	28.445
6	16 AKM MOTORSPORT	28.500
7	12 TRESOR AUDI SPORT	28.539
8	85 IMPERIALE SPORT CA	28.543
9	66 VSR	28.575
10	5 L&A INFINITY	28.609
11	51 AF CORSE	28.623
12	50 AF CORSE	28.651
13	19 VSR	28.680
14	75 DOUBLE TT RACING	28.734
15	77 NOVA RACE EVENTS	28.738
16	63 VSR	28.740
17	8 BMW ITALIA CECCATO	28.751
18	28 NOVA RACE EVENTS	28.773
19	54 IMPERIALE SPORT CA	28.807
20	33 AUTO SPORT RACING	28.816
21	291 CENTRI PORSCHE TIC	28.953
22	172 DL RACING	28.987
23	127 RACEVENT	29.124
24	122 EBIMOTORS	29.255
25	217 EF RACING	29.272
26	32 AUTO SPORT RACING	29.351
27	272 DL RACING	29.357
28	202 HC RACING DIVISION	29.503
29	207 INVICTUS CORSE	29.670
30	103 EASY RACE	29.821
31	212 BEST LAP	29.863
32	151 SR&R	29.878
33	292 CENTRI PORSCHE TIC	30.096
34	232 LEMA RACING	30.110

SEG. 4		
1	16 AKM MOTORSPORT	19.943
2	7 BMW ITALIA CECCATO	19.986
3	51 AF CORSE	20.031
4	12 TRESOR AUDI SPORT	20.126
5	99 TRESOR AUDI SPORT	20.170
6	33 AUTO SPORT RACING	20.174
7	27 SCUDERIA BALDINI	20.181
8	17 EF RACING	20.214
9	5 L&A INFINITY	20.272
10	55 NOVA RACE EVENTS	20.284
11	66 VSR	20.319
12	85 IMPERIALE SPORT CA	20.329
13	19 VSR	20.336
14	50 AF CORSE	20.341
15	8 BMW ITALIA CECCATO	20.415
16	63 VSR	20.431
17	28 NOVA RACE EVENTS	20.450
18	75 DOUBLE TT RACING	20.457
19	54 IMPERIALE SPORT CA	20.463
20	77 NOVA RACE EVENTS	20.495
21	32 AUTO SPORT RACING	20.940
22	291 CENTRI PORSCHE TIC	20.973
23	122 EBIMOTORS	20.980
24	127 RACEVENT	20.988
25	172 DL RACING	20.989
26	217 EF RACING	21.262
27	202 HC RACING DIVISION	21.272
28	207 INVICTUS CORSE	21.275
29	272 DL RACING	21.405
30	212 BEST LAP	21.467
31	151 SR&R	21.489
32	103 EASY RACE	21.616
33	292 CENTRI PORSCHE TIC	21.772
34	232 LEMA RACING	21.945

15/06/2024

Powered by FICR PERUGIA TIMING





# ACI Racing Weekend Vallelunga, 15-16 Giugno 2024

## Campionato Italiano GT Endurance - Analisi Tempi Free Practice 3

Vallelunga 4.085 m

1 / 8

5 L&A Infinity (1'33.154)							
Lap	Seg.1	Seg.2	Seg.3	Seg.4	Lap Time	km/h	Local Time
1							
2	21.775	39.087	31.486	21.565	1'53.913P	190,5	12:07'36.287
3	13.319	35.026	30.408	21.861	1'40.614	208,9	12:09'16.901
4	12.872	33.374	29.436	20.861	1'36.543	<b>235,8</b>	12:10'53.444
5	12.608	33.624	29.479	20.772	1'36.483	232,3	12:12'29.927
6	13.124	33.305	29.472	20.736	1'36.637	233,3	12:14'06.564
7	12.504	34.173	29.644	20.743	1'37.064	232,8	12:15'43.628
8	12.495	33.123	29.880	20.696	1'36.194	232,3	12:17'19.822
9	12.463	33.098	29.411	20.678	1'35.650	232,3	12:18'55.472
10	12.422	33.551	29.469	20.697	1'36.139	232,8	12:20'31.611
11	12.464	33.220	29.502	20.814	1'36.000	232,8	12:22'07.611
12	15.500	36.292	30.028	3'53.369	5'15.189P	227,8	12:27'22.800
13	17.282	36.111	30.940	22.232	1'46.565P	228,8	12:29'09.365
14	28.596	1'11.529	43.671	22.314	2'46.110	81,7	12:31'56.475
15	12.824	33.367	29.264	20.724	1'36.179	228,3	12:33'31.654
16	12.381	34.669	30.033	21.050	1'38.133	228,3	12:35'09.787
17	12.228	32.358	28.830	22.536	1'35.952	232,8	12:36'45.739
18	12.752	34.444	29.528	20.916	1'37.640	230,3	12:38'23.379
19	12.155	32.219	<b>28.609</b>	3'31.417	4'44.400P	234,8	12:43'07.779
20	17.165	35.221	29.103	23.321	1'44.810P	228,3	12:44'52.589
21	<b>12.108</b>	32.358	28.803	20.431	1'33.700	233,8	12:46'26.289
22	12.119	<b>32.032</b>	28.731	<b>20.272</b>	<b>1'33.154</b>	233,8	12:47'59.443
23	13.259	36.441	35.166			226,9	

7 BMW Italia Ceccato Racing (1'32.531)							
Lap	Seg.1	Seg.2	Seg.3	Seg.4	Lap Time	km/h	Local Time
1							
2	17.262	34.502	29.765	20.775	1'42.304P	231,8	12:06'56.531
3	12.377	33.048	29.100	20.489	1'35.014	231,3	12:08'31.545
4	12.518	33.537	29.227	20.701	1'35.983	234,8	12:10'07.528
5	12.483	32.964	29.010	20.998	1'35.455	236,8	12:11'42.983
6	12.248	32.603	29.787	20.422	1'35.600	237,4	12:13'18.043
7	12.178	32.396	28.711	20.309	1'33.594	<b>239,5</b>	12:14'51.637
8	12.117	32.388	29.174	2'15.250	3'28.929P	236,8	12:18'20.566
9	16.382	33.692	30.995	20.722	1'41.791P	231,8	12:20'02.357
10	12.135	32.163	29.136	20.426	1'33.860	236,3	12:21'36.217
11	12.084	32.233	29.002	20.269	1'33.588	235,8	12:23'09.805
12	12.047	32.864	29.034	20.511	1'34.456	235,8	12:24'44.261
13	12.268	33.257	29.366	20.513	1'35.404	237,4	12:26'19.665
14	12.089	32.287	28.971	20.405	1'33.752	237,9	12:27'53.417
15	12.183	32.751	28.915	2'52.476	4'06.325P	235,3	12:31'59.742
16	16.979	32.793	29.285	20.956	1'40.013P	234,3	12:33'39.755
17	12.081	32.614	29.526	20.566	1'34.787	236,8	12:35'14.542
18	12.713	32.812	29.212	20.698	1'35.435	237,4	12:36'49.977
19	12.097	32.698	29.200	20.564	1'34.559	237,9	12:38'24.536
20	<b>12.001</b>	32.601	28.986	20.727	1'34.315	236,8	12:39'58.851
21	12.054	32.468	29.631	1'39.043	2'53.196P	236,8	12:42'52.047
22	16.141	33.019	28.872	20.660	1'38.692P	231,3	12:44'30.739
23	12.162	32.616	29.296	20.631	1'34.705	236,3	12:46'05.444
24	12.075	32.460	29.270	20.572	1'34.377	237,4	12:47'39.821
25	12.097	32.556	29.283	2'15.313	3'29.249P	237,4	12:51'09.070
26	18.622	34.204	30.140	21.194	1'44.160P	231,8	12:52'53.230
27	12.503	32.659	28.821	20.271	1'34.254	234,3	12:54'27.484
28	12.380	32.040	<b>28.400</b>	20.008	1'32.828	236,8	12:56'00.312
29	12.162	<b>31.932</b>	28.451	<b>19.986</b>	<b>1'32.531</b>	237,4	12:57'32.843
30	12.804	36.238	32.342			209,7	

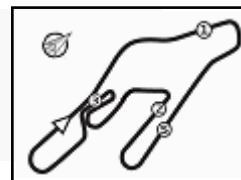
8 BMW Italia Ceccato Racing (1'33.733)							
Lap	Seg.1	Seg.2	Seg.3	Seg.4	Lap Time	km/h	Local Time
1							
2	18.550	34.488	29.226	20.902	1'43.166P	235,3	12:06'59.159

3	12.180	32.795	28.767	20.593	1'34.335	239,5	12:08'33.494
4	12.361	33.002	28.790	20.740	1'34.893	238,4	12:10'08.387
5	12.177	32.882	29.125	21.408	1'35.592	240,0	12:11'43.979
6	12.094	32.326	28.887	20.426	<b>1'33.733</b>	238,9	12:13'17.712
7	11.974	<b>32.073</b>	<b>28.751</b>	2'14.691	3'27.489P	238,9	12:16'45.201
8	18.842	34.892	29.466	21.145	1'44.345P	234,8	12:18'29.546
9	12.518	33.715	30.428	20.733	1'37.394	237,4	12:20'06.940
10	12.042	32.287	29.424	20.554	1'34.307	237,9	12:21'41.247
11	12.034	32.284	29.470	20.557	1'34.345	238,4	12:23'15.592
12	12.044	32.379	29.230	20.604	1'34.257	237,9	12:24'49.849
13	12.234	32.490	29.234	21.838	1'35.796	239,5	12:26'25.645
14	12.050	32.932	29.959	20.453	1'35.394	237,4	12:28'01.039
15	11.987	32.240	33.521	37.284	1'55.032	<b>241,1</b>	12:29'56.071
16	36.335	53.282	29.959	20.807	2'20.383	157,0	12:32'16.454
17	12.106	33.392	29.330	20.455	1'35.283	225,5	12:33'51.737
18	12.047	32.567	29.459	1'44.915	2'58.988P	239,5	12:36'50.725
19	17.663	32.799	29.804	22.607	1'42.873P	236,3	12:38'33.598
20	13.230	33.639	29.511	21.396	1'37.776	238,9	12:40'11.374
21	12.505	32.590	29.668	21.120	1'35.883	236,8	12:41'47.257
22	12.456	32.579	29.151	20.740	1'34.926	234,8	12:43'22.183
23	12.421	34.193	29.708	20.931	1'37.253	225,9	12:44'59.436
24	12.281	33.007	29.289	21.085	1'35.662	235,8	12:46'35.098
25	12.330	33.268	29.404	21.000	1'36.002	238,4	12:48'11.100
26	12.289	32.547	29.805	20.849	1'35.490	237,4	12:49'46.590
27	12.422	32.779	29.338	20.890	1'35.429	238,4	12:51'22.019
28	12.277	33.086	29.815	20.808	1'35.986	236,8	12:52'58.005
29	12.247	32.633	29.740	2'14.280	3'28.900P	238,9	12:56'26.905
30	16.560	32.608	28.949	20.611	1'38.728P	238,9	12:58'05.633
31	12.142	32.328	28.809	20.534	1'33.813	239,5	12:59'39.446
32	11.972	32.251	28.840	20.764	1'33.827	240,5	13:01'13.273
33	11.978	33.469	28.944	<b>20.415</b>	1'34.806	240,0	13:02'48.079
34	<b>11.971</b>	32.225	28.892	23.033	1'36.121C	238,9	13:04'24.200

12 Tesor Audi Sport Italia (1'33.242)							
Lap	Seg.1	Seg.2	Seg.3	Seg.4	Lap Time	km/h	Local Time
1							
2	16.833	33.402	29.047	21.040	1'40.322P	226,9	12:06'51.864
3	12.647	32.564	28.823	20.605	1'34.639	232,8	12:08'26.503
4	12.208	34.165	29.259	20.633	1'36.265	<b>237,4</b>	12:10'02.768
5	12.735	35.098	28.828	20.888	1'37.549	230,8	12:11'40.317
6	12.115	32.203	28.689	20.491	1'33.498	233,8	12:13'13.815
7	12.530	32.461	<b>28.539</b>	1'38.497	2'52.027P	234,3	12:16'05.842
8	18.115	33.677	48.380	20.772	2'00.944P	232,8	12:18'06.786
9	12.185	<b>32.164</b>	28.663	20.230	<b>1'33.242</b>	233,3	12:19'40.028
10	12.084	38.023	28.952	<b>20.126</b>	1'39.185	234,3	12:21'19.213
11	<b>12.072</b>	32.355	28.575	20.427	1'33.429	235,3	12:22'52.642
12	12.126	34.758	29.111	1'37.765	2'53.760P	217,3	12:25'46.402
13	16.735	32.816	29.030	23.045	1'41.626P	234,3	12:27'28.028
14	12.539	33.123	28.960	20.694	1'35.316	235,8	12:29'03.344
15	30.987	1'09.617	37.954	11'10.347	13'28.905P	80,1	12:42'32.249
16	19.213	34.283	29.672	23.449	1'46.617P	229,8	12:44'18.866
17	13.018	33.782	29.298	20.799	1'36.897	233,3	12:45'55.763
18	12.330	32.673	28.757	20.647	1'34.407	232,3	12:47'30.170
19	12.228	32.544	28.627	20.473	1'33.872	234,8	12:49'04.042
20	12.093	32.604	28.973	21.589	1'35.259	235,8	12:50'39.301
21	12.113	32.374	30.887	20.739	1'36.113	<b>237,4</b>	12:52'15.414
22	12.099	32.490	28.983	27.303	1'40.875	235,8	12:53'56.289
23	12.357	32.247	28.587	20.530	1'33.721	233,8	12:55'30.010
24	12.149	32.767	30.027	1'44.087	2'59.030P	235,3	12:58'29.040
25	17.423	37.426	34.292	20.658	1'49.799P	226,9	13:00'18.839
26	12.393	32.353	31.808	22.731	1'39.285	233,8	13:01'58.124
27	12.225	32.281	28.913	20.586	1'34.005	236,8	13:03'32.129
28	12.221	34.116				231,3	

15/06/2024

P = Pits In/Out - C = Lap Time Cancelled



# ACI Racing Weekend Vallelunga, 15-16 Giugno 2024

## Campionato Italiano GT Endurance - Analisi Tempi Free Practice 3

Vallelunga 4.085 m

**2 / 8**
**16 AKM Motorsport (1'32.862)**

Lap	Seg.1	Seg.2	Seg.3	Seg.4	Lap Time	km/h	Local Time
1							
2	16.735	32.625	33.585	21.661	1'44.606P	233,8	12:11'01.070
3	12.109	32.264	<b>28.500</b>	19.989	<b>1'32.862</b>	231,8	12:12'33.932
4	<b>12.026</b>	<b>31.979</b>	28.741	20.547	1'33.293	<b>236,3</b>	12:14'07.225
5	13.495	43.992	37.472	21.038	1'55.997	154,1	12:16'03.222
6	12.104	32.092	32.603	22.576	1'39.375	232,3	12:17'42.597
7	12.070	32.071	30.955	23.000	1'38.096	233,8	12:19'20.693
8	12.050	32.249	28.655	20.313	1'33.267	233,3	12:20'53.960
9	13.334	34.080	34.465	2'25.375	3'47.254P	229,8	12:24'41.214
10	19.585	34.705	29.611	22.301	1'46.202P	211,4	12:26'27.416
11	12.460	32.401	29.309	21.804	1'35.974	234,8	12:28'03.390
12	12.412	32.207	32.504	37.422	1'54.545	234,3	12:29'57.935
13	36.363	55.115	31.118	21.215	2'23.811	155,6	12:32'21.746
14	13.653	34.133	30.185	20.820	1'38.791	231,3	12:34'00.537
15	12.293	32.296	28.689	<b>19.943</b>	1'33.221	234,8	12:35'33.758
16	12.256	32.343	28.866	20.770	1'34.255	235,3	12:37'08.013
17	13.564	36.843	30.438	21.209	1'42.054	199,3	12:38'50.067
18	12.344	33.357	32.025	22.971	1'40.697	235,3	12:40'30.764
19	12.523	34.063	30.623	20.970	1'38.179	231,3	12:42'08.943
20	12.234	32.366	28.967	20.212	1'33.779	234,8	12:43'42.722
21	12.349	33.213	28.692	20.295	1'34.549	232,3	12:45'17.271
22	12.212	32.314	28.898	20.248	1'33.672	235,3	12:46'50.943
23	13.417	33.232	29.425	2'13.868	3'29.942P	234,3	12:50'20.885
24	17.552	32.601	28.911	27.353	1'46.417P	234,3	12:52'07.302
25	12.152	39.785	29.289	1'02.627	2'23.853P	160,2	12:54'31.155
26	16.679	33.165	29.099	1'02.807	2'21.750P	233,3	12:56'52.905
27	16.546	32.304	28.558	20.654	1'38.062P	235,3	12:58'30.967
28	12.172	32.040	28.707	20.297	1'33.216	235,3	13:00'04.183
29	12.144	32.196	28.787	20.401	1'33.528	235,8	13:01'37.711
30	12.137	32.174	28.548	20.222	1'33.081	234,8	13:03'10.792
31	12.107	32.279	32.327			233,8	

27	12.240	32.281	29.815	21.248	1'35.584	232,8	12:53'39.853
28	12.203	32.186	28.774	1'36.602	2'49.765P	231,8	12:56'29.618
29	16.587	32.559	29.510	21.540	1'40.196P	233,3	12:58'09.814
30	12.210	32.137	<b>28.402</b>	20.425	1'33.174	233,8	12:59'42.988
31	12.179	32.154	28.505	20.248	<b>1'33.086</b>	234,8	13:01'16.074
32	15.982	1'01.471				87,2	

**19 VSR (1'35.130)**

Lap	Seg.1	Seg.2	Seg.3	Seg.4	Lap Time	km/h	Local Time
1							
2	19.314	37.021	32.459	21.140	1'49.934P	205,3	12:10'05.551
3	13.376	33.853	35.326	20.628	1'43.183	235,3	12:11'48.734
4	12.306	33.808	<b>28.680</b>	<b>20.336</b>	<b>1'35.130</b>	235,3	12:13'23.864
5	<b>12.148</b>	<b>32.170</b>	28.799	2'01.210	3'14.327P	<b>236,8</b>	12:16'38.191
6	19.508	33.469	29.378	5'58.260	7'20.615P	232,8	12:23'58.806
7	17.931	34.651	28.919	2'12.771	3'34.272P	231,8	12:27'33.078
8	16.934	32.877	29.375	2'16.797	3'35.983P	235,8	12:31'09.061
9	16.960	33.658	30.531	2'14.204	3'35.353P	235,3	12:34'44.414
10	17.256	33.552	28.931			232,8	

**27 Scuderia Baldini (1'32.815)**

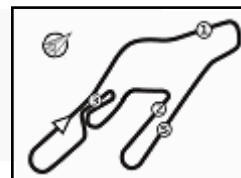
Lap	Seg.1	Seg.2	Seg.3	Seg.4	Lap Time	km/h	Local Time
1							
2	17.006	34.029	30.841	23.281	1'45.157P	229,8	12:07'06.281
3	12.289	32.331	29.061	23.796	1'37.477	231,8	12:08'43.758
4	12.225	32.252	28.696	21.064	1'34.237	231,8	12:10'17.995
5	12.392	32.579	29.983	22.719	1'37.673	230,8	12:11'55.668
6	12.117	32.215	28.612	20.595	1'33.539	231,3	12:13'29.207
7	12.071	32.065	28.616	20.436	1'33.188	232,8	12:15'02.395
8	13.977	33.558	29.276	20.436	1'37.247	230,3	12:16'39.642
9	<b>12.006</b>	32.168	28.688	20.457	1'33.319	230,8	12:18'12.961
10	12.052	32.186	28.869	20.250	1'33.357	230,3	12:19'46.318
11	12.058	37.543	32.811	20.551	1'42.963	206,1	12:21'29.281
12	12.057	32.216	28.679	20.183	1'33.135	231,3	12:23'02.416
13	13.217	36.526	29.792	2'17.877	3'37.412P	194,9	12:26'39.828
14	16.681	33.157	28.675	20.378	1'38.891P	231,8	12:28'18.719
15	12.082	33.463	41.288	1'37.111	3'03.944P	233,3	12:31'22.663
16	16.269	32.677	29.066	20.532	1'38.544P	231,3	12:33'01.207
17	12.110	32.112	29.118	20.312	1'33.652	232,3	12:34'34.859
18	12.087	32.169	28.743	20.312	1'33.311	232,8	12:36'08.170
19	12.110	32.074	28.638	20.208	1'33.030	233,8	12:37'41.200
20	12.118	32.040	28.637	20.311	1'33.106	234,8	12:39'14.306
21	12.194	34.209	30.619	20.561	1'37.583	233,3	12:40'51.889
22	12.113	32.356	28.828	21.387	1'34.684	233,3	12:42'26.573
23	12.111	32.098	28.692	20.346	1'33.247	233,3	12:43'59.820
24	12.086	32.206	32.986	2'03.111	3'20.389P	234,3	12:47'20.209
25	16.992	32.904	32.330	20.705	1'42.931P	233,3	12:49'03.140
26	12.220	33.001	28.728	20.340	1'34.289	233,8	12:50'37.429
27	12.156	32.043	28.465	<b>20.181</b>	1'32.845	<b>235,3</b>	12:52'10.274
28	12.357	32.903	41.811	26.494	1'53.565	233,3	12:54'03.839
29	12.156	<b>31.994</b>	28.786	20.246	1'33.182	233,3	12:55'37.021
30	12.101	32.145	28.698	20.342	1'33.286	234,3	12:57'10.307
31	12.085	32.179	<b>28.419</b>	20.329	1'33.012	<b>235,3</b>	12:58'43.319
32	12.081	32.023	28.521	20.190	<b>1'32.815</b>	<b>235,3</b>	13:00'16.134
33	13.266	37.950	35.487			181,5	

**28 Nova Race Events (1'34.139)**

Lap	Seg.1	Seg.2	Seg.3	Seg.4	Lap Time	km/h	Local Time
1							
2	17.520	34.277	29.386	22.172	1'43.355P	206,5	12:11'05.681
3	12.384	33.368	31.666	22.691	1'40.109	231,3	12:12'45.790
4	12.430	33.043	29.026	21.099	1'35.598	230,8	12:14'21.388
5	12.317	32.561	<b>28.773</b>	20.570	1'34.221	232,3	12:15'55.609

15/06/2024

P = Pits In/Out - C = Lap Time Cancelled



# ACI Racing Weekend Vallelunga, 15-16 Giugno 2024

## Campionato Italiano GT Endurance - Analisi Tempi Free Practice 3

Vallelunga 4.085 m

**3 / 8**

6	12.570	32.726	29.062	20.686	1'35.044	230,8	12:17'30.653	14	12.342	32.707	29.062	20.553	1'34.664	238,9	12:27'32.695
7	12.336	32.742	28.973	20.791	1'34.842	230,8	12:19'05.495	15	12.433	33.521	37.622	3'21.325	4'44.901P	237,9	12:32'17.596
8	12.225	32.654	29.282	20.718	1'34.879	231,3	12:20'40.374	16	17.455	33.953	31.097	21.279	1'43.784P	233,8	12:34'01.380
9	12.310	32.972	29.606	21.212	1'36.100	230,8	12:22'16.474	17	12.687	32.980	30.362	21.153	1'37.182	237,9	12:35'38.562
10	13.273	34.644	30.923	2'13.340	3'32.180P	229,3	12:25'48.654	18	12.586	32.806	29.608	20.923	1'35.923	236,8	12:37'14.485
11	17.774	34.396	29.695	21.072	1'42.937P	229,3	12:27'31.591	19	12.710	32.863	29.768	20.849	1'36.190	239,5	12:38'50.675
12	13.176	34.857	31.299	23.060	1'42.392	231,8	12:29'13.983	20	14.402	35.988	33.203	9'12.995	10'36.588P	209,3	12:49'27.263
13	29.475	1'09.553	43.279	21.458	2'43.765	80,2	12:31'57.748	21	17.757	33.798	29.620	20.847	1'42.022P	235,3	12:51'09.285
14	13.515	33.445	29.742	21.157	1'37.859	230,8	12:33'35.607	22	12.485	32.665	29.005	20.485	1'34.640	237,9	12:52'43.925
15	12.577	33.606	33.799	21.612	1'41.594	232,3	12:35'17.201	23	12.328	33.417	29.123	21.061	1'35.929	235,3	12:54'19.854
16	12.606	33.488	29.701	21.236	1'37.031	232,8	12:36'54.232	24	12.325	32.543	28.962	20.734	1'34.564	238,9	12:55'54.418
17	12.606	33.493	29.362	21.477	1'36.938	232,3	12:38'31.170	25	12.398	32.793	41.332	21.551	1'48.074	<b>241,6</b>	12:57'42.492
18	15.413	35.197	29.772	23.090	1'43.472	230,8	12:40'14.642	26	12.348	32.398	29.722	1'28.715	2'43.183P	239,5	13:00'25.675
19	12.776	33.479	29.517	21.147	1'36.919	232,3	12:41'51.561	27	20.530	33.243	28.979	23.990	1'46.742P	240,5	13:02'12.417
20	12.536	32.555	29.463	20.899	1'35.453	232,3	12:43'27.014	28	12.377	32.264	<b>28.816</b>	20.316	1'33.773	240,5	13:03'46.190
21	12.771	35.279	29.841	22.596	1'40.487	232,8	12:45'07.501	29	12.330					130,8	
22	13.309	33.584	29.763	21.154	1'37.810	231,8	12:46'45.311								
23	14.549	39.151	40.604	3'36.488	5'10.792P	204,9	12:51'56.103								
24	19.996	35.856	38.035	21.171	1'55.058P	229,8	12:53'51.161								
25	12.560	32.557	29.332	21.157	1'35.606	232,8	12:55'26.767								
26	13.159	34.242	29.368	20.586	1'37.355	229,3	12:57'04.122								
27	12.279	32.389	29.021	<b>20.450</b>	<b>1'34.139</b>	234,3	12:58'38.261								
28	12.182	32.464	28.814	21.327	1'34.787	234,3	13:00'13.048								
29	13.066	32.591	29.056	20.913	1'35.626	<b>235,3</b>	13:01'48.674								
30	12.929	33.136	29.141	20.517	1'35.723	233,3	13:03'24.397								
31	<b>12.158</b>	<b>32.313</b>				<b>235,3</b>									

**50 AF Corse (1'33.419)**

Lap	Seg.1	Seg.2	Seg.3	Seg.4	Lap Time	km/h	Local Time
1							
2	17.218	35.697	29.820	20.998	1'43.733P	228,8	12:07'56.859
3	12.412	32.327	28.764	20.517	1'34.020	233,3	12:09'30.879
4	12.175	32.261	28.938	20.821	1'34.195	233,3	12:11'05.074
5	<b>12.125</b>	32.302	<b>28.651</b>	<b>20.341</b>	<b>1'33.419</b>	231,8	12:12'38.493
6	12.137	32.852	28.745	20.424	1'34.158	232,3	12:14'12.651
7	12.411	33.514	28.795	4'21.924	5'36.644P	231,8	12:19'49.295
8	16.829	33.044	31.520	20.519	1'41.912P	229,8	12:21'31.207
9	12.179	32.449	28.773	20.362	1'33.763	231,8	12:23'04.970
10	12.206	32.530	29.191	20.826	1'34.753	230,8	12:24'39.723
11	12.205	<b>32.233</b>	28.694	20.511	1'33.643	232,3	12:26'13.366
12	12.451	32.755	28.958	4'24.698	5'38.862P	231,8	12:31'52.228
13	17.611	33.192	29.501	21.759	1'42.063P	229,8	12:33'34.291
14	12.575	32.988	30.380	22.075	1'38.018	233,8	12:35'12.309
15	12.638	32.672	29.333	20.606	1'35.249	232,8	12:36'47.558
16	12.614	33.562	29.368	23.489	1'39.033	233,8	12:38'26.591
17	12.580	32.795	28.907	20.718	1'35.000	234,3	12:40'01.591
18	12.508	32.542	29.294	2'57.456	4'11.800P	232,8	12:44'13.391
19	16.976	33.480	29.352	21.802	1'41.610P	231,8	12:45'55.001
20	12.599	32.721	30.951	20.829	1'37.100	<b>234,8</b>	12:47'32.101
21	12.487	32.452	29.022	20.514	1'34.475	233,3	12:49'06.576
22	12.646	33.083	30.310	5'17.929	6'33.968P	232,3	12:55'40.544
23	16.723	32.966	29.047	20.515	1'39.251P	230,3	12:57'19.795
24	12.526	32.741	29.033	20.640	1'34.940	232,8	12:58'54.735
25	12.385	32.680	29.501	21.147	1'35.713	232,8	13:00'30.448
26	12.390	32.828	28.788	20.844	1'34.850	233,8	13:02'05.298
27	12.396	34.024	30.346	21.566	1'38.332	231,8	13:03'43.630
28	12.425	33.798				231,3	

**32 Auto Sport Racing (1'36.376)**

Lap	Seg.1	Seg.2	Seg.3	Seg.4	Lap Time	km/h	Local Time
1							
2	18.352	34.363	31.234	21.990	1'45.939P	225,0	12:08'17.661
3	14.065	35.797	29.831	21.745	1'41.438	231,8	12:09'59.099
4			31.928	4'34.431	6'35.479P	158,1	12:16'34.578
5	23.381	36.912	32.599	23.361	1'56.253P	223,1	12:18'30.831
6	14.124	35.624	33.545	23.478	1'46.771	225,9	12:20'17.602
7	14.070	34.968	30.449	22.656	1'42.143	228,3	12:21'59.745
8			34.162	3'08.158	4'44.781P	222,2	12:26'44.526
9	17.883	37.640	29.886	21.250	1'46.659P	229,3	12:28'31.185
10	12.883	1'02.434	44.127	10'01.770	12'01.214P	77,8	12:40'32.399
11	18.163	33.880	30.415	21.010	1'43.468P	226,4	12:42'15.867
12	12.782	34.070	<b>29.351</b>	21.022	1'37.225	228,3	12:43'53.092
13	12.746	<b>32.868</b>	29.768	20.994	<b>1'36.376</b>	<b>232,3</b>	12:45'29.468
14	<b>12.659</b>	33.126	29.974	<b>20.940</b>	1'36.699	<b>232,3</b>	12:47'06.167
15	12.696	33.097	29.519	21.468	1'36.780	<b>232,3</b>	12:48'42.947
16	12.673	32.954	29.834	2'30.774	3'46.235P	<b>232,3</b>	12:52'29.182
17	20.125	37.361	31.782	22.718	1'51.986P	226,9	12:54'21.168
18	13.234	36.475	36.067			230,3	

**33 Auto Sport Racing (1'33.758)**

Lap	Seg.1	Seg.2	Seg.3	Seg.4	Lap Time	km/h	Local Time
1							
2	18.830	33.871	30.333	22.575	1'45.609P	235,8	12:07'04.188
3	12.260	32.173	28.937	23.100	1'36.470	238,4	12:08'40.658
4	12.221	32.117	28.939	22.616	1'35.893	239,5	12:10'16.551
5	12.260	32.133	30.637	22.409	1'37.439	239,5	12:11'53.990
6	<b>12.214</b>	32.226	29.089	20.229	<b>1'33.758</b>	240,0	12:13'27.748
7	12.223	<b>32.037</b>	29.353	20.244	1'33.857	241,1	12:15'01.605
8	12.253	32.441	29.029	<b>20.174</b>	1'33.897	238,4	12:16'35.502
9	12.217	32.268	28.857	1'40.869	2'54.211P	238,4	12:19'29.713
10	16.465	33.174	30.074	20.674	1'40.387P	237,4	12:21'10.100
11	12.242	33.811	29.279	20.591	1'35.923	235,3	12:22'46.023
12	13.042	33.761	29.190	20.663	1'36.656	236,3	12:24'22.679
13	12.324	33.109	29.389	20.530	1'35.352	236,8	12:25'58.031

**51 AF Corse (1'32.684)**

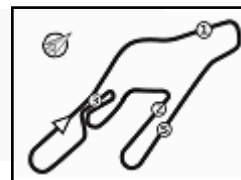
Lap	Seg.1	Seg.2	Seg.3	Seg.4	Lap Time	km/h	Local Time
1							
2	21.226	37.799	30.833	20.871	1'50.729P	214,3	12:07'54.681
3	12.916	38.293	29.001	20.245	1'40.455	132,4	12:09'35.136
4	12.057	31.973	<b>28.623</b>	<b>20.031</b>	<b>1'32.684</b>	234,3	12:11'07.820
5	11.952	32.065	29.578	20.521	1'34.116	234,3	12:12'41.936
6	11.957	33.761	29.331	20.798	1'35.847	229,3	12:14'17.783
7	12.293	32.224	28.872	20.073	1'33.462	<b>235,3</b>	12:15'51.245
8	<b>11.924</b>	<b>31.784</b>	28.651	2'59.694	4'12.053P	233,3	12:20'03.298
9	18.785	35.691	35.171	20.835	1'50.482P	227,4	12:21'53.780
10	12.540	32.701	28.877	20.655	1'34.773	232,3	12:23'28.553
11	12.712	32.666	29.078	21.058	1'35.514	232,3	12:25'04.067
12	12.452	32.603	29.141	20.628	1'34.824	232,8	12:26'38.891
13	12.470	32.502	28.710	20.618	1'34.300	233,8	12:28'13.191

15/06/2024

P = Pits In/Out - C = Lap Time Cancelled

Powered by FICr PERUGIA TIMING





# ACI Racing Weekend Vallelunga, 15-16 Giugno 2024

## Campionato Italiano GT Endurance - Analisi Tempi Free Practice 3

Vallelunga 4.085 m

**4 / 8**

14	12.568	32.717	44.052	5'35.059	7'04.396P	234,3	12:35'17.587	26	12.409	32.438	29.114	20.487	1'34.448	240,5	12:56'46.147
15	18.044	33.567	29.060	21.282	1'41.953P	229,8	12:36'59.540	27	12.454	33.131	30.736			240,5	
16	12.865	33.898	29.283	21.579	1'37.625	228,8	12:38'37.165								
17	13.753	33.325	29.576	21.944	1'38.598	231,3	12:40'15.763								
18	12.811	33.837	29.373	21.183	1'37.204	229,8	12:41'52.967								
19	12.759	32.756	29.006	20.918	1'35.439	231,8	12:43'28.406								
20	12.698	32.719	29.041	21.152	1'35.610	232,3	12:45'04.016								
21	12.700	32.975	29.598	21.118	1'36.391	232,3	12:46'40.407								
22	12.603	33.328	29.098	22.005	1'37.034	232,3	12:48'17.441								
23	12.669	32.830	29.048	21.191	1'35.738	231,8	12:49'53.179								
24	13.119	32.963	28.887	21.176	1'36.145	232,3	12:51'29.324								
25	12.683	33.806	29.742	2'59.620	4'15.851P	232,3	12:55'45.175								
26	17.812	34.197	29.250	21.039	1'42.298P	227,8	12:57'27.473								
27	12.694	32.785	29.045	20.866	1'35.390	232,3	12:59'02.863								
28	12.613	32.678	28.821	20.967	1'35.079	232,3	13:00'37.942								
29	12.540	34.912	30.736	21.390	1'39.578	232,3	13:02'17.520								
30	12.654	32.530	29.206	20.744	1'35.134	232,8	13:03'52.654								
31	12.581					80,9									

**63 VSR (1'33.662)**

Lap	Seg.1	Seg.2	Seg.3	Seg.4	Lap Time	km/h	Local Time
1							
2	18.869	37.007	30.471	21.119	1'47.466P	220,0	12:07'49.150
3	12.421	32.649	29.099	20.494	1'34.663	233,8	12:09'23.813
4	12.182	32.216	28.879	20.526	1'33.803	234,3	12:10'57.616
5	12.116	32.354	<b>28.740</b>	20.536	1'33.746	232,3	12:12'31.362
6	12.292	33.257	31.495	22.574	1'39.618	233,8	12:14'10.980
7	<b>12.053</b>	33.139	28.887	2'01.822	3'15.901P	231,8	12:17'26.881
8	17.205	32.894	28.785	24.267	1'43.151P	231,8	12:19'10.032
9	12.077	32.535	29.074	20.935	1'34.621	234,8	12:20'44.653
10	12.270	32.434	28.856	20.589	1'34.149	234,3	12:22'18.802
11	12.249	34.156	37.636	22.264	1'46.305	234,3	12:24'05.107
12	12.199	32.383	28.815	20.593	1'33.990	234,3	12:25'39.097
13	12.112	32.516	28.836	20.557	1'34.021	234,8	12:27'13.118
14	12.127	32.485	29.626	2'16.793	3'31.031P	235,8	12:30'44.149
15	28.590	33.090	29.058	20.451	1'51.189P	233,3	12:32'35.338
16	12.131	32.480	28.856	20.443	1'33.910	233,8	12:34'09.248
17	12.101	32.267	28.877	20.613	1'33.858	236,3	12:35'43.106
18	12.786	33.688	28.838	<b>20.431</b>	1'35.743	232,8	12:37'18.849
19	12.142	<b>32.196</b>	28.810	20.514	<b>1'33.662</b>	236,3	12:38'52.511
20	12.644	32.522	29.043	22.829	1'37.038	<b>236,8</b>	12:40'29.549
21	12.182	33.975	29.008	10'08.039	11'23.204P	231,3	12:51'52.753
22	17.645	36.846	33.816	22.344	1'50.651P	215,1	12:53'43.404
23	12.981	34.864	30.742	21.712	1'40.299	217,7	12:55'23.703
24	13.058	34.220	29.751	21.119	1'38.148	216,4	12:57'01.851
25	14.088	40.819	31.827			202,6	

**54 Imperiale Sport Car Service (1'34.593)**

Lap	Seg.1	Seg.2	Seg.3	Seg.4	Lap Time	km/h	Local Time
1							
2	17.958	35.760	30.064	21.095	1'44.877P	208,9	12:06'57.791
3	12.779	34.060	29.284	20.851	1'36.974	237,9	12:08'34.765
4	14.101	33.967	29.205	20.974	1'38.247	237,4	12:10'13.012
5	12.763	33.771	29.449	20.991	1'36.974	234,8	12:11'49.986
6	12.653	34.966	30.420	21.873	1'39.912	235,8	12:13'29.898
7	12.889	33.093	<b>28.807</b>	20.885	1'35.674	<b>239,5</b>	12:15'05.572
8	12.458	32.980	29.127	20.788	1'35.353	238,4	12:16'40.925
9	<b>12.382</b>	<b>32.758</b>	28.990	<b>20.463</b>	<b>1'34.593</b>	237,4	12:18'15.518
10	12.546	32.973	29.440	3'02.946	4'17.905P	238,4	12:22'33.423
11	24.667	44.115	31.073	21.289	2'01.144P	205,7	12:24'34.567
12	13.054	32.849	29.370	21.016	1'36.289	237,4	12:26'10.856
13	12.452	32.776	29.174	20.964	1'35.366	<b>239,5</b>	12:27'46.222
14			40.072			96,9	

**66 VSR (1'33.411)**

Lap	Seg.1	Seg.2	Seg.3	Seg.4	Lap Time	km/h	Local Time
1							
2	17.163	41.239	30.227	20.960	1'49.589P	139,5	12:08'00.134
3	12.680	34.762	28.987	20.859	1'37.288	230,8	12:09'37.422
4	12.455	32.552	28.871	20.718	1'34.596	234,3	12:11'12.018
5			30.510	12'43.032	14'09.801P	225,0	12:25'21.819
6	18.416	35.837	29.250	20.701	1'44.204P	198,9	12:27'06.023
7	12.614	32.354	28.698	20.473	1'34.139	235,8	12:28'40.162
8	12.402	52.953	44.048	36.137	2'25.540	82,5	12:31'05.702
9	13.560	33.836	29.138	20.630	1'37.164	229,8	12:32'42.866
10	12.228	32.459	28.674	<b>20.319</b>	1'33.680	233,3	12:34'16.546
11	12.229	32.365	28.744	20.480	1'33.818	236,3	12:35'50.364
12	<b>12.212</b>	32.831	28.725	20.481	1'34.249	234,3	12:37'24.613
13	12.225	<b>32.076</b>	28.652	20.458	<b>1'33.411</b>	<b>236,8</b>	12:38'58.024
14	12.218	32.290	<b>28.575</b>	9'17.117	10'30.200P	236,3	12:49'28.224
15	18.263	34.370	29.535	21.358	1'43.526P	229,8	12:51'11.750
16	12.578	36.274	32.688	22.634	1'44.174	206,9	12:52'55.924
17	12.331	32.441	28.922	20.606	1'34.300	234,8	12:54'30.224
18	14.064	37.838	34.592			206,9	

**55 Nova Race Events (1'33.347)**

Lap	Seg.1	Seg.2	Seg.3	Seg.4	Lap Time	km/h	Local Time
1							
2	19.686	39.987	32.351	21.706	1'53.730P	198,5	12:07'50.815
3	12.426	34.589	29.506	20.649	1'37.170	237,9	12:09'27.985
4	12.457	32.848	28.785	1'24.684	2'38.774P	240,0	12:12'06.759
5	15.959	32.512	28.720	20.424	1'37.615P	238,4	12:13'44.374
6	<b>11.909</b>	32.228	29.037	20.404	1'33.578	241,1	12:15'17.952
7	11.915	32.350	28.907	<b>20.284</b>	1'33.456	239,5	12:16'51.408
8	12.897	32.626	29.412	20.928	1'35.863	239,5	12:18'27.271
9			30.136	2'49.383	4'13.374P	204,5	12:22'40.645
10	20.911	34.282	32.741	24.704	1'52.638P	230,8	12:24'33.283
11	12.147	32.441	28.513	20.448	1'33.549	238,9	12:26'06.832
12	12.144	32.424	<b>28.445</b>	20.334	<b>1'33.347</b>	238,9	12:27'40.179
13	12.072	<b>32.103</b>	29.152	3'16.181	4'29.508P	<b>241,6</b>	12:32'09.687
14	17.123	33.452	29.504	20.696	1'40.775P	234,8	12:33'50.462
15	12.536	32.837	29.244	20.713	1'35.330	237,9	12:35'25.792
16	12.672	32.913	29.249	20.739	1'35.573	239,5	12:37'01.365
17	12.394	33.365	29.241	21.033	1'36.033	240,0	12:38'37.398
18	14.618	38.983	33.829	25.249	1'52.679	233,8	12:40'30.077
19	12.553	34.200	29.265	20.653	1'36.671	239,5	12:42'06.748
20	12.401	32.887	29.327	20.708	1'35.323	238,9	12:43'42.071
21	12.588	33.917	29.529	3'46.784	5'02.818P	236,8	12:48'44.889
22	16.886	32.908	29.289	20.703	1'39.786P	237,4	12:50'24.675
23	12.625	32.598	29.463	20.646	1'35.332	240,5	12:52'00.007
24	12.352	33.029	29.553	20.532	1'35.466	237,9	12:53'35.473
25	12.354	33.020	30.262	20.590	1'36.226	238,4	12:55'11.699

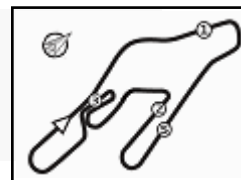
**75 Double TT Racing (1'33.890)**

Lap	Seg.1	Seg.2	Seg.3	Seg.4	Lap Time	km/h	Local Time
1							
2	18.159	36.648	29.414	20.880	1'45.101P	191,5	12:06'53.173
3	12.540	32.895	29.013	20.681	1'35.129	232,3	12:08'28.302
4	12.289	32.963	29.905	20.734	1'35.891	<b>236,3</b>	12:10'04.193
5	12.697	34.881	29.604	21.038	1'38.220	228,8	12:11'42.413
6	12.282	32.762	30.865	21.030	1'36.939	233,8	12:13'19.352
7	12.281	32.840	29.264	20.609	1'34.994	234,8	12:14'54.346
8	<b>12.198</b>	32.629	29.131	20.644	1'34.602	234,3	12:16'28.948
9	13.651	34.024	30.183	2'31.208	3'49.066P	232,8	12:20'18.014

15/06/2024

P = Pits In/Out - C = Lap Time Cancelled





# ACI Racing Weekend Vallelunga, 15-16 Giugno 2024

## Campionato Italiano GT Endurance - Analisi Tempi Free Practice 3

Vallelunga 4.085 m

**5 / 8**

10	17.116	33.426	29.168	1'42.250	3'01.960P	230,8	12:23'19.974	13	17.940	33.745	29.300	20.682	1'41.667P	232,8	12:34'40.263
11	18.453	33.475	28.747	20.700	1'41.375P	233,3	12:25'01.349	14	12.496	33.639	29.077	21.109	1'36.321	234,3	12:36'16.584
12	12.372	32.479	28.749	20.562	1'34.162	234,8	12:26'35.511	15	12.429	32.472	28.580	20.543	1'34.024	236,8	12:37'50.608
13	12.291	32.408	<b>28.734</b>	<b>20.457</b>	<b>1'33.890</b>	232,8	12:28'09.401	16	12.277	32.348	28.658	20.519	1'33.802	237,4	12:39'24.410
14	12.278	32.624	41.249	3'33.300	4'59.451P	235,3	12:33'08.852	17	12.175	<b>32.329</b>	33.782	23.396	1'41.682	236,3	12:41'06.092
15	17.599	32.986	29.052	20.659	1'40.296P	232,8	12:34'49.148	18	12.250	32.433	28.955	2'55.395	4'09.033P	236,3	12:45'15.125
16	12.767	34.343	28.903	20.553	1'36.566	229,8	12:36'25.714	19	17.097	33.472	30.336	21.160	1'42.065P	236,3	12:46'57.190
17	12.907	32.752	28.908	20.664	1'35.231	234,8	12:38'00.945	20	12.344	32.481	29.114	20.662	1'34.601	237,9	12:48'31.791
18	12.298	<b>32.261</b>	28.776	20.587	1'33.922	235,8	12:39'34.867	21	12.211	33.090	33.278	22.060	1'40.639	235,3	12:50'12.430
19	12.269	32.430	28.877	20.687	1'34.263	235,3	12:41'09.130	22	12.254	32.416	30.688	22.900	1'38.258	238,4	12:51'50.688
20	12.247	32.459	28.794	20.733	1'34.233	233,3	12:42'43.363	23	12.220	32.626	29.277	20.591	1'34.714	237,4	12:53'25.402
21	12.320	32.509	28.906	2'31.091	3'44.826P	234,3	12:46'28.189	24	12.239	32.679	29.810	21.729	1'36.457	237,9	12:55'01.859
22	17.487	36.156	31.356	21.108	1'46.107P	232,8	12:48'14.296	25	13.056	32.875	29.019	20.522	1'35.472	237,4	12:56'37.331
23	12.720	33.051	29.436	21.195	1'36.402	235,3	12:49'50.698	26	12.229	32.408	29.608	22.855	1'37.100	237,9	12:58'14.431
24	12.672	33.248	29.488	21.080	1'36.488	233,3	12:51'27.186	27	12.184	32.641	29.093	20.589	1'34.507	237,9	12:59'48.938
25	12.687	33.163	29.359	21.756	1'36.965	234,8	12:53'04.151	28	12.202	32.528	28.944	20.364	1'34.038	<b>240,0</b>	13:01'22.976
26	12.689	33.072	29.789	20.961	1'36.511	233,8	12:54'40.662	29	12.176	32.664	29.095	21.431	1'35.366	237,9	13:02'58.342
27	12.712	32.946	29.445	20.955	1'36.058	234,3	12:56'16.720	30	12.258	33.437	30.989			236,3	
28	12.597	32.681	29.475	21.014	1'35.767	235,8	12:57'52.487								
29	13.493	34.042	29.762	20.909	1'38.206	234,8	12:59'30.693								
30	12.644	33.063	29.228	20.765	1'35.700	235,8	13:01'06.393								
31	12.586	32.707	29.081	20.868	1'35.242	235,8	13:02'41.635								
32	12.647	32.811	29.839	25.984	1'41.281C	234,3	13:04'22.916								

**99 Tresor Audi Sport Italia (1'33.105)**

Lap	Seg.1	Seg.2	Seg.3	Seg.4	Lap Time	km/h	Local Time
1							
2	17.680	35.350	31.790	23.758	1'48.578P	232,8	12:07'08.676
3	13.041	34.760	31.508	5'57.037	7'16.346P	225,0	12:14'25.022
4	16.488	32.971	29.049	20.796	1'39.304P	235,8	12:16'04.326
5	12.828	32.913	28.737	20.334	1'34.812	237,4	12:17'39.138
6	12.431	32.684	28.772	20.408	1'34.295	235,3	12:19'13.433
7	12.160	32.340	28.777	20.509	1'33.786	238,4	12:20'47.219
8	12.221	32.874	29.987	20.458	1'35.540	240,5	12:22'22.759
9	12.141	32.336	30.770	24.024	1'39.271	237,4	12:24'02.030
10	12.139	32.252	28.822	20.688	1'33.901	240,0	12:25'35.931
11	12.285	32.744	34.921	21.558	1'41.508	239,5	12:27'17.439
12	12.150	<b>32.142</b>	29.315	20.559	1'34.166	239,5	12:28'51.605
13	15.043	1'09.121	42.009	11'58.993	14'05.166P	81,2	12:42'56.771
14	18.172	36.879	29.499	20.907	1'45.457P	232,3	12:44'42.228
15	13.077	33.770	28.780	20.583	1'36.210	238,4	12:46'18.438
16	12.328	32.457	28.441	20.289	1'33.515	238,9	12:47'51.953
17	12.206	32.251	28.388	20.288	1'33.133	239,5	12:49'25.086
18	12.177	32.230	28.528	<b>20.170</b>	<b>1'33.105</b>	238,9	12:50'58.191
19	12.170	32.264	28.503	20.282	1'33.219	240,5	12:52'31.410
20	12.183	33.055	28.774	22.049	1'36.061	238,4	12:54'07.471
21	12.152	32.309	28.447	20.344	1'33.252	237,9	12:55'40.723
22	12.156	32.296	28.483	20.286	1'33.221	238,9	12:57'13.944
23	12.815	32.840	28.580	20.417	1'34.652	238,4	12:58'48.596
24	12.147	32.701	29.817	20.744	1'35.409	240,5	13:00'24.005
25	<b>12.099</b>	32.236	28.584	23.250	1'36.169	240,5	13:02'00.174
26	12.103	32.180	31.941	20.548	1'36.772	<b>241,6</b>	13:03'36.946
27	12.115	39.159				232,8	

**77 Nova Race Events (1'34.366)**

Lap	Seg.1	Seg.2	Seg.3	Seg.4	Lap Time	km/h	Local Time
1							
2	21.654	50.073	38.506	25.738	2'15.971P	139,9	12:08'15.713
3	15.945	38.916	34.101	23.735	1'52.697	224,1	12:10'08.410
4	14.723	36.215	33.975	24.831	1'49.744	233,3	12:11'58.154
5	13.211	35.305	33.665	2'18.247	3'40.428P	235,3	12:15'38.582
6	19.627	34.370	31.544	21.167	1'46.708P	231,8	12:17'25.290
7	12.526	33.151	29.553	21.190	1'36.420	234,3	12:19'01.710
8	12.698	33.751	30.311	21.243	1'38.003	234,3	12:20'39.713
9	12.774	34.092	29.699	21.144	1'37.709	234,3	12:22'17.422
10	12.845	35.630	31.002	22.093	1'41.570	233,8	12:23'58.992
11	12.517	33.367	29.460	2'32.030	3'47.374P	234,8	12:27'46.366
12	17.996	35.158	29.278	2'30.772	3'53.204P	233,8	12:31'39.570
13	16.886	33.516	29.360	<b>20.495</b>	1'40.257P	229,3	12:33'19.827
14	12.325	<b>32.403</b>	29.167	20.690	1'34.585	235,8	12:34'54.412
15	12.676	33.000	38.980	23.165	1'47.821	237,9	12:36'42.233
16	12.424	32.555	<b>28.738</b>	20.649	<b>1'34.366</b>	236,8	12:38'16.599
17	<b>12.293</b>	32.515	29.063	21.181	1'35.052	<b>238,9</b>	12:39'51.651
18	13.253	33.536	29.038	20.918	1'36.745	235,3	12:41'28.396
19	12.620	32.642	29.206	20.680	1'35.148	236,3	12:43'03.544
20	12.424	33.088	29.325	2'28.638	3'43.475P	237,4	12:46'47.019
21	19.011	34.662	34.028	22.510	1'50.211P	236,3	12:48'37.230
22	12.409	35.360	30.596			230,8	

**85 Imperiale Sport Car Service (1'33.737)**

Lap	Seg.1	Seg.2	Seg.3	Seg.4	Lap Time	km/h	Local Time
1							
2	17.402	34.345	36.929	22.783	1'51.459P	231,8	12:08'26.028
3	12.395	33.949	29.302	20.662	1'36.308	234,8	12:10'02.336
4	12.892	35.984	29.035	20.872	1'38.783	230,3	12:11'41.119
5	<b>12.095</b>	32.503	28.810	<b>20.329</b>	<b>1'33.737</b>	237,9	12:13'14.856
6	12.835	32.581	28.670	3'20.137	4'34.223P	237,9	12:17'49.079
7	16.478	33.699	28.757	20.841	1'39.775P	235,3	12:19'28.854
8	12.279	32.741	28.973	25.212	1'39.205	236,8	12:21'08.059
9	12.259	33.747	29.108	20.610	1'35.724	235,3	12:22'43.783
10	13.415	33.299	<b>28.543</b>	20.530	1'35.787	237,4	12:24'19.570
11	12.311	32.774	28.716	20.388	1'34.189	237,4	12:25'53.759
12	13.488	34.601	29.509	5'47.239	7'04.837P	234,8	12:32'58.596

**103 Easy Race (1'38.251)**

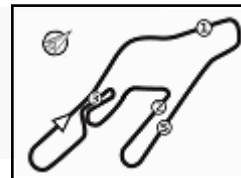
Lap	Seg.1	Seg.2	Seg.3	Seg.4	Lap Time	km/h	Local Time
1							
2	23.017	52.005	39.635	27.503	2'22.160P	146,9	12:08'14.802
3	16.379	50.774	40.425	2'20.662	4'08.240P	179,7	12:12'23.042
4	21.457	40.650	34.188	24.240	2'00.535P	231,3	12:14'23.577
5	13.396	34.399	30.130	22.248	1'40.173	236,8	12:16'03.750
6	13.277	34.444	29.944	21.860	1'39.525	235,8	12:17'43.275
7	13.075	33.959	29.923	21.786	1'38.743	234,8	12:19'22.018
8	13.190	34.287	30.012	22.003	1'39.492	234,3	12:21'01.510
9	13.155	34.249	30.086	21.777	1'39.267	233,8	12:22'40.777
10	16.238	44.301	35.757	2'30.886	4'07.182P	215,6	12:26'47.959
11	20.780	35.611	30.750	21.789	1'48.930P	227,4	12:28'36.889
12	13.210	52.707	44.357	52.966	2'43.240P	115,6	12:31'20.129

15/06/2024

P = Pits In/Out - C = Lap Time Cancelled

Powered by FICR PERUGIA TIMING





# ACI Racing Weekend Vallelunga, 15-16 Giugno 2024

## Campionato Italiano GT Endurance - Analisi Tempi Free Practice 3

Vallelunga 4.085 m

**6 / 8**

13	17.543	36.214	30.549	21.807	1'46.113P	201,1	12:33'06.242	8	17.488	34.012	29.710	21.283	1'42.493P	231,3	12:19'23.935
14	13.035	34.289	30.545	21.738	1'39.607	235,3	12:34'45.849	9	12.988	34.204	29.948	21.568	1'38.708	232,3	12:21'02.643
15	13.070	34.508	29.973	21.740	1'39.291	233,8	12:36'25.140	10	13.058	34.039	29.811	21.714	1'38.622	233,3	12:22'41.265
16	13.321	35.035	30.059	21.941	1'40.356	233,3	12:38'05.496	11	14.755	35.305	29.678	21.494	1'41.232	230,3	12:24'22.497
17	13.130	34.847	30.531	26.281	1'44.789	235,8	12:39'50.285	12	14.432	34.161	29.792	1'56.513	3'14.898P	232,8	12:27'37.395
18	14.607	37.603	32.373	25.023	1'49.606	233,3	12:41'39.891	13	19.032	36.847	29.686	37.882	2'03.447P	204,2	12:29'40.842
19	13.322	34.719	30.267	21.881	1'40.189	232,8	12:43'20.080	14	37.689	1'01.205	29.684	21.553	2'30.131	78,3	12:32'10.973
20	13.134	34.812	31.703	2'23.315	3'42.964P	235,3	12:47'03.044	15	12.756	33.848	29.202	21.337	1'37.143	231,3	12:33'48.116
21	19.029	35.728	30.413	21.796	1'46.966P	232,3	12:48'50.010	16	12.736	33.621	29.393	21.166	1'36.916	232,8	12:35'25.032
22	14.043	34.474	29.971	21.819	1'40.307	234,8	12:50'30.317	17	12.799	35.358	34.249	22.885	1'45.291	220,0	12:37'10.323
23	13.071	34.375	29.868	21.927	1'39.241	236,3	12:52'09.558	18	12.736	33.475	29.354	21.223	1'36.788	234,3	12:38'47.111
24	12.931	34.224	29.927	21.680	1'38.762	236,8	12:53'48.320	19	12.743	33.338	<b>29.124</b>	22.440	1'37.645	233,8	12:40'24.756
25	12.875	<b>33.904</b>	29.832	21.640	<b>1'38.251</b>	235,8	12:55'26.571	20	12.711	33.370	29.339	21.310	1'36.730	233,8	12:42'01.486
26	13.100	34.938	31.380	21.728	1'41.146	233,3	12:57'07.717	21	12.845	33.534	29.712	1'51.237	3'07.328P	232,8	12:45'08.814
27	12.898	34.895	<b>29.821</b>	21.686	1'39.300	236,8	12:58'47.017	22	16.895	33.672	29.349	<b>20.988</b>	1'40.904P	233,3	12:46'49.718
28	13.027	34.122	30.044	<b>21.616</b>	1'38.809	230,3	13:00'25.826	23	12.624	34.437	31.239	21.206	1'39.506	224,5	12:48'29.224
29	<b>12.811</b>	33.941	30.057	21.691	1'38.500	<b>238,9</b>	13:02'04.326	24	12.633	33.481	29.289	21.028	1'36.431	233,3	12:50'05.655
30	13.015	34.053	30.262			237,4		25	12.606	33.251	29.348	21.339	1'36.544	234,8	12:51'42.199

**122 Ebimotors (1'36.329)**

Lap	Seg.1	Seg.2	Seg.3	Seg.4	Lap Time	km/h	Local Time
1							
2	22.734	52.728	35.956	22.992	2'14.410P	151,3	12:08'08.195
3	14.002	35.742	30.618	22.622	1'42.984	226,9	12:09'51.179
4	13.907	36.577	34.320	30.332	1'55.136	226,4	12:11'46.315
5	14.175	40.834	32.072	22.450	1'49.531	221,3	12:13'35.846
6	13.809	35.307	30.854	22.858	1'42.828	229,8	12:15'18.674
7	13.770	35.069	30.535	22.056	1'41.430	227,4	12:17'00.104
8	15.922	36.117	32.936	22.712	1'47.687	228,3	12:18'47.791
9	14.988	39.860	32.785	27.449	1'55.082	213,9	12:20'42.873
10	13.983	36.633	30.775	22.358	1'43.749	227,4	12:22'26.622
11	14.084	35.639	31.158	22.830	1'43.711	228,3	12:24'10.333
12	13.877	34.982	30.180	21.775	1'40.814	229,8	12:25'51.147
13	13.583	48.690	34.222	2'23.282	3'59.777P	211,4	12:29'50.924
14	36.520	56.572	29.693	21.290	2'24.075P	124,4	12:32'14.999
15	12.800	34.614	29.521	21.183	1'38.118	231,3	12:33'53.117
16	12.862	<b>33.259</b>	29.392	<b>20.980</b>	1'36.493	233,3	12:35'29.610
17	<b>12.664</b>	33.457	29.344	21.026	1'36.491	232,8	12:37'06.101
18	12.693	33.279	29.328	21.029	<b>1'36.329</b>	233,3	12:38'42.430
19	12.785	33.441	29.365	21.901	1'37.492	<b>234,8</b>	12:40'19.922
20	12.724	33.573	29.372	21.003	1'36.672	232,3	12:41'56.594
21	12.742	33.687	29.386	21.120	1'36.935	233,8	12:43'33.529
22	12.748	33.441	<b>29.255</b>	3'11.265	4'26.709P	233,3	12:48'00.238
23	17.141	34.921	29.870	21.875	1'43.807P	229,3	12:49'44.045
24	13.243	34.880	30.265	21.433	1'39.821	232,3	12:51'23.866
25	13.014	33.610	30.307	23.752	1'40.683	232,3	12:53'04.549
26	13.062	33.665	29.504	21.313	1'37.544	232,8	12:54'42.093
27	12.946	33.597	29.378	21.188	1'37.109	233,8	12:56'19.202
28	12.975	33.492	29.411	21.664	1'37.542	231,8	12:57'56.744
29	13.178	33.656	29.282	21.401	1'37.517	233,8	12:59'34.261
30	12.934	33.707	29.290	21.323	1'37.254	<b>234,8</b>	13:01'11.515
31	12.936	34.350	41.072	23.525	1'51.883	233,8	13:03'03.398
32	13.110	33.450	33.508			231,3	

**151 SR&R (1'37.941)**

Lap	Seg.1	Seg.2	Seg.3	Seg.4	Lap Time	km/h	Local Time
1							
2	20.245	39.213	36.427	26.232	2'02.117P	202,2	12:08'19.578
3	14.638	40.676	37.021	31.116	2'03.451	206,1	12:10'23.029
4	14.828	38.447	32.373	4'11.480	5'37.128P	195,7	12:16'00.157
5	19.135	38.462	32.192	21.790	1'51.579P	229,3	12:17'51.736
6	13.093	34.936	30.512	21.828	1'40.369	230,3	12:19'32.105
7	13.510	36.615	30.682	2'32.006	3'52.813P	208,5	12:23'24.918
8	17.789	34.505	32.525	22.048	1'46.867P	230,3	12:25'11.785
9	13.133	34.390	30.761	21.976	1'40.260	231,8	12:26'52.045
10	12.834	34.080	30.519	4'10.102	5'27.535P	<b>234,3</b>	12:32'19.580
11	18.020	35.072	30.537	21.673	1'45.302P	226,9	12:34'04.882
12	<b>12.654</b>	<b>33.786</b>	29.913	21.588	<b>1'37.941</b>	231,8	12:35'42.823
13	12.746	34.625	30.007	2'03.165	3'20.543P	231,3	12:39'03.366
14	21.188	38.516	32.151	22.359	1'54.214P	225,5	12:40'57.580
15	13.036	33.980	29.958	<b>21.489</b>	1'38.463	231,3	12:42'36.043
16	12.954	33.846	<b>29.878</b>	21.632	1'38.310	231,3	12:44'14.353
17	13.039	34.520	30.824	2'14.801	3'33.184P	232,8	12:47'47.537
18	20.512	37.457	36.958	29.835	2'04.762P	203,0	12:49'52.299
19	14.926	36.346	37.545	33.521	2'02.338	206,5	12:51'54.637
20	14.311	36.253	32.602	26.880	1'50.046	205,3	12:53'44.683
21	14.008	36.083	33.800			206,9	

**172 DL Racing (1'35.836)**

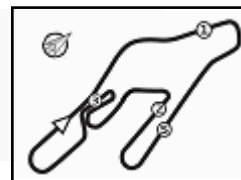
Lap	Seg.1	Seg.2	Seg.3	Seg.4	Lap Time	km/h	Local Time
1							
2	24.826	51.932	36.360	27.514	2'20.632P	143,4	12:08'10.412
3	17.996	47.427	36.784	27.366	2'09.573	149,0	12:10'19.985
4	16.654	42.305	32.446	24.420	1'55.825	163,6	12:12'15.810
5	15.590	37.691	31.909	24.639	1'49.829	171,7	12:14'05.639
6	15.983	39.261	32.801	21.387	1'49.432	156,5	12:15'55.071
7	13.003	34.341	29.630	21.129	1'38.103	229,8	12:17'33.174
8	12.666	33.981	33.962	4'59.332	6'19.941P	230,8	12:23'53.115
9	16.851	33.527	29.286	21.092	1'40.756P	229,8	12:25'33.871
10	12.771	<b>33.089</b>	<b>28.987</b>	<b>20.989</b>	<b>1'35.836</b>	231,8	12:27'09.707
11	<b>12.562</b>	33.201	29.037	11'55.974	13'10.774P	<b>232,8</b>	12:40'20.481

**127 Racevent (1'36.264)**

Lap	Seg.1	Seg.2	Seg.3	Seg.4	Lap Time	km/h	Local Time
1							
2	22.830	52.011	37.910	24.262	2'17.013P	136,2	12:08'12.534
3	14.179	34.680	30.275	21.675	1'40.809	229,8	12:09'53.343
4	13.977	34.807	31.203	21.482	1'41.469	231,3	12:11'34.812
5	13.276	34.357	29.733	21.215	1'38.581	231,3	12:13'13.393
6	14.347	37.802	29.789	21.416	1'43.354	175,3	12:14'56.747
7	12.980	33.800	30.009	1'27.906	2'44.695P	232,8	12:17'41.442

15/06/2024 P = Pits In/Out - C = Lap Time Cancelled





# ACI Racing Weekend Vallelunga, 15-16 Giugno 2024

## Campionato Italiano GT Endurance - Analisi Tempi Free Practice 3

Vallelunga 4.085 m

7 / 8

12	20.547	38.784	30.451	22.650	1'52.432P	225,5	12:42'12.913	23	13.000	<b>33.391</b>	30.216	21.401	1'38.008	<b>234,3</b>	12:51'36.062
13	13.470	34.002	29.474	21.521	1'38.467	228,3	12:43'51.380	24	12.999	34.529	32.761			232,3	
14	12.913	33.214	29.485	21.260	1'36.872	231,8	12:45'28.252								
15	13.104	34.490	31.044	22.019	1'40.657	232,3	12:47'08.909								
16	14.018	36.900	31.938			227,8									

**212 Best Lap (1'37.828)**

Lap	Seg.1	Seg.2	Seg.3	Seg.4	Lap Time	km/h	Local Time
1							
2	19.013	38.172	32.105	21.986	1'51.276P	184,9	12:07'58.548
3	13.852	35.401	30.813	21.674	1'41.740	233,3	12:09'40.288
4	12.931	33.617	29.898	<b>21.467</b>	1'37.913	234,8	12:11'18.201
5	12.820	33.663	<b>29.863</b>	21.482	<b>1'37.828</b>	234,8	12:12'56.029
6	<b>12.621</b>	<b>33.357</b>	30.186	4'29.831	5'45.995P	234,8	12:18'42.024
7	20.416	42.902	35.854	1'57.240	3'36.412P	171,4	12:22'18.436
8	20.414	36.872	31.355	8'25.552	9'54.193P	228,8	12:32'12.629
9	19.747	35.186	33.998	21.940	1'50.871P	233,3	12:34'03.500
10	12.818	36.033	31.375	21.824	1'42.050	234,8	12:35'45.550
11	12.927	34.011	32.006	22'34.930	23'53.874P	234,3	12:59'39.424
12	19.376	35.842	30.393	21.703	1'47.314P	235,8	13:01'26.738
13	12.971	33.949	30.254	21.597	1'38.771	<b>236,8</b>	13:03'05.509
14	12.869	34.277	33.933			234,3	

**202 HC Racing Division (1'37.166)**

Lap	Seg.1	Seg.2	Seg.3	Seg.4	Lap Time	km/h	Local Time
1							
2	20.861	42.688	33.705	23.334	2'00.588P	194,6	12:07'44.816
3	15.071	39.860	32.774	22.706	1'50.411	148,4	12:09'35.227
4	14.746	45.229	40.550	2'16.054	3'56.579P	120,3	12:13'31.806
5	18.949	34.940	36.392	21.804	1'52.085P	240,5	12:15'23.891
6	12.797	33.599	<b>29.503</b>	<b>21.272</b>	1'37.171	239,5	12:17'01.062
7	13.447	33.631	30.053	21.310	1'38.441	236,8	12:18'39.503
8	12.669	33.746	29.608	22.160	1'38.183	242,2	12:20'17.686
9	13.169	33.594	29.614	21.334	1'37.711	240,5	12:21'55.397
10	<b>12.648</b>	33.707	29.532	21.279	<b>1'37.166</b>	239,5	12:23'32.563
11	12.912	33.524	29.572	2'14.347	3'30.355P	241,1	12:27'02.918
12	17.586	33.872	29.718	21.283	1'42.459P	241,1	12:28'45.377
13	12.730	49.058	44.698	2'24.012	4'10.498P	113,7	12:32'55.875
14	21.319	35.594	32.509	22.391	1'51.813P	235,3	12:34'47.688
15	13.289	36.651	31.746	23.136	1'44.822	232,3	12:36'32.510
16	13.020	33.607	29.977	21.527	1'38.131	240,0	12:38'10.641
17	12.880	33.719	29.663	23.966	1'40.228	240,5	12:39'50.869
18	13.876	35.155	30.020	21.660	1'40.711	237,4	12:41'31.580
19	12.858	<b>33.507</b>	29.656	21.855	1'37.876	240,0	12:43'09.456
20	12.923	33.574	29.530	21.600	1'37.627	240,0	12:44'47.083
21	12.797	34.236	29.839	22.004	1'38.876	240,5	12:46'25.959
22	14.414	34.565	30.502	2'16.500	3'35.981P	241,1	12:50'01.940
23	19.353	35.012	32.260	24.322	1'50.947P	234,3	12:51'52.887
24	13.309	34.299	30.570	21.813	1'39.991	241,1	12:53'32.878
25	12.866	34.013	31.978	21.900	1'40.757	239,5	12:55'13.635
26	12.835	34.657	29.720	21.521	1'38.733	240,0	12:56'52.368
27	12.763	34.123	30.246	22.254	1'39.386	240,0	12:58'31.754
28	12.939	33.743	29.675	21.621	1'37.978	<b>242,7</b>	13:00'09.732
29	12.808	33.926	29.972	22.063	1'38.769	239,5	13:01'48.501
30	12.896	34.627	30.305		<b>242,7</b>		

**217 EF Racing (1'37.431)**

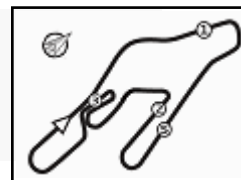
Lap	Seg.1	Seg.2	Seg.3	Seg.4	Lap Time	km/h	Local Time
1							
2	20.941	39.160	33.455	23.706	1'57.262P	220,9	12:07'07.072
3	13.792	35.760	31.851	22.322	1'43.725	225,5	12:08'50.797
4	13.604	34.278	30.384	21.751	1'40.017	227,8	12:10'30.814
5	13.401	34.593	30.200	21.995	1'40.189	227,4	12:12'11.003
6	13.401	33.964	30.024	21.599	1'38.988	229,3	12:13'49.991
7	13.231	33.664	29.970	21.705	1'38.570	230,3	12:15'28.561
8	13.307	33.704	29.766	21.516	1'38.293	228,3	12:17'06.854
9	13.177	33.768	30.243	21.711	1'38.899	228,3	12:18'45.753
10	13.362	34.211	30.740	21.720	1'40.033	228,8	12:20'25.786
11	13.395	33.840	29.915	21.664	1'38.814	229,3	12:22'04.600
12	16.119	36.303	30.687	2'09.177	3'32.286P	225,9	12:25'36.886
13	18.279	34.506	29.821	21.685	1'44.291P	228,3	12:27'21.177
14	13.477	34.267	<b>29.272</b>	21.349	1'38.365	230,8	12:28'59.542
15	23.303	1'09.919	41.906	21.918	2'37.046	82,2	12:31'36.588
16	13.312	33.654	29.550	21.333	1'37.849	227,4	12:33'14.437
17	13.247	33.609	29.340	21.364	1'37.560	228,3	12:34'51.997
18	13.051	33.746	30.565	3'06.431	4'23.793P	229,8	12:39'15.790
19	17.758	34.008	29.728	21.552	1'43.046P	228,8	12:40'58.836
20	13.147	33.663	29.662	21.499	1'37.971	231,3	12:42'36.807
21	13.168	33.856	29.477	21.559	1'38.060	232,3	12:44'14.867
22	13.117	34.349	29.761	21.467	1'38.694	231,3	12:45'53.561
23	13.049	35.032	32.221	21.445	1'41.747	232,3	12:47'35.308
24	12.991	33.863	29.912	<b>21.262</b>	1'38.028	231,8	12:49'13.336
25	12.859	<b>33.571</b>	29.521	21.489	1'37.440	231,8	12:50'50.776
26	12.929	33.608	29.588	21.306	<b>1'37.431</b>	232,8	12:52'28.207
27	12.953	33.816	29.913	24.062	1'40.744	230,8	12:54'08.951
28	13.010	33.742	30.231	21.573	1'38.556	231,8	12:55'47.507
29	12.896	33.793	29.829	21.440	1'37.958	231,8	12:57'25.465
30	12.958	34.191	32.490	22.588	1'42.227	232,8	12:59'07.692
31	12.907	34.173	29.791	21.458	1'38.329	231,8	13:00'46.021
32	<b>12.857</b>	33.783	30.577	21.376	1'38.593	232,8	13:02'24.614
33	12.897	33.733	29.926	21.352	1'37.908	<b>233,3</b>	13:04'02.522
34	16.142						

**232 LEMA Racing (1'40.377)**

Lap	Seg.1	Seg.2	Seg.3	Seg.4	Lap Time	km/h	Local Time
1							
2	23.784	41.144	35.893	24.949	2'05.770P	216,4	12:07'56.970
3	15.221	36.334	30.917	22.350	1'44.822	223,1	12:09'41.792
4	13.627	35.099	30.702	22.483	1'41.911	227,8	12:11'23.703

15/06/2024

P = Pits In/Out - C = Lap Time Cancelled



# ACI Racing Weekend Vallelunga, 15-16 Giugno 2024

## Campionato Italiano GT Endurance - Analisi Tempi Free Practice 3

Vallelunga 4.085 m

**8 / 8**

5	13.738	35.398	30.847	21.999	1'41.982	224,5	12:13'05.685	4	13.598	39.695	40.239	29.976	2'03.508	163,9	12:12'04.833
6	13.770	34.552	<b>30.110</b>	<b>21.945</b>	<b>1'40.377</b>	228,8	12:14'46.062	5	<b>12.631</b>	33.324	<b>28.953</b>	20.987	<b>1'35.895</b>	230,8	12:13'40.728
7	13.729	34.660	30.577	22.712	1'41.678	228,8	12:16'27.740	6	12.730	33.773	30.975	2'34.263	3'51.741P	<b>233,3</b>	12:17'32.469
8	14.731	42.129	33.725	22.547	1'53.132	168,8	12:18'20.872	7	16.857	33.448	36.482	23.634	1'50.421P	228,8	12:19'22.890
9	13.626	35.350	1'28.041	1'56.684	4'13.701P	228,3	12:22'34.573	8	12.664	33.512	29.172	21.336	1'36.684	232,3	12:20'59.574
10	26.326	42.312	36.030	23.108	2'07.776P	174,5	12:24'42.349	9	12.669	<b>33.225</b>	29.077	21.115	1'36.086	230,8	12:22'35.660
11	13.943	35.765	31.059	4'51.859	6'12.626P	226,9	12:30'54.975	10	12.851	34.814	30.509	3'15.028	4'33.202P	227,4	12:27'08.862
12	22.958	38.800	34.076	23.295	1'59.129P	220,9	12:32'54.104	11	18.637	33.515	31.163	22.024	1'45.339P	230,8	12:28'54.201
13	13.775	36.163	32.455	22.510	1'44.903	228,8	12:34'39.007	12	16.207	1'07.356	42.724	2'20.563	4'26.850P	79,5	12:33'21.051
14	13.446	35.760	31.020	22.723	1'42.949	227,8	12:36'21.956	13	21.675	38.262	31.198	22.051	1'53.186P	213,4	12:35'14.237
15	13.373	34.929	31.359	22.443	1'42.104	229,8	12:38'04.060	14	14.500	35.392	30.061	21.886	1'41.839	227,8	12:36'56.076
16	13.534	35.006	30.652	1'16.420	2'35.612	230,3	12:40'39.672	15	13.555	34.139	30.576	22.538	1'40.808	228,3	12:38'36.884
17	16.783	37.053	31.489	23.976	1'49.301	224,5	12:42'28.973	16	14.923	37.967	32.639	25.149	1'50.678	221,8	12:40'27.562
18	14.529	36.244	30.958	22.253	1'43.984	228,3	12:44'12.957	17	13.901	35.781	32.793	24.103	1'46.578	227,4	12:42'14.140
19	13.690	37.971	34.130	3'32.219	4'58.010P	227,8	12:49'10.967	18	13.554	35.748	31.047	22.273	1'42.622	224,5	12:43'56.762
20	19.320	35.350	50.788	22.058	2'07.516P	228,3	12:51'18.483	19	13.664	34.872	31.133	22.760	1'42.429	226,4	12:45'39.191
21	13.778	34.603	34.229	1'40.072	3'02.682P	230,8	12:54'21.165	20	13.559	34.514	30.379	22.033	1'40.485	228,3	12:47'19.676
22	18.723	35.491	32.039	23.372	1'49.625P	228,8	12:56'10.790	21	13.419	34.635	30.320	22.353	1'40.727	226,9	12:49'00.403
23	13.737	34.695	30.644	22.140	1'41.216	232,3	12:57'52.006	22	13.349	34.576	31.110	22.038	1'41.073	226,9	12:50'41.476
24	13.680	34.947	30.273	22.292	1'41.192	227,4	12:59'33.198	23	13.264	34.591	30.576	22.051	1'40.482	228,8	12:52'21.958
25	13.434	35.040	30.202	22.407	1'41.083	<b>234,3</b>	13:01'14.281	24	15.896	40.336	32.732	1'57.090	3'26.054P	197,4	12:55'48.012
26	13.382	34.455	31.497	22.360	1'41.694	232,8	13:02'55.975	25	17.127	34.185	30.841	21.553	1'43.706P	228,8	12:57'31.718
27	<b>13.321</b>	<b>34.451</b>	30.769			231,8		26	12.956	33.760	29.640	21.294	1'37.650	226,9	12:59'09.368
								27	12.789	33.704	29.569	21.295	1'37.357	231,3	13:00'46.725
								28	12.887	33.580	29.544	<b>20.973</b>	1'36.984	232,8	13:02'23.709
								29	12.820	33.432	29.776	21.034	1'37.062	231,8	13:04'00.771
								30	16.950						

**272 DL Racing (1'37.466)**

Lap	Seg.1	Seg.2	Seg.3	Seg.4	Lap Time	km/h	Local Time
-----	-------	-------	-------	-------	----------	------	------------

1							
2	27.277	50.280	37.798	24.983	2'20.338P	142,5	12:07'56.502
3	15.774	39.868	34.827	24.990	1'55.459	201,1	12:09'51.961
4	15.402	38.943	33.370	26.009	1'53.724	182,7	12:11'45.685
5	14.384	36.959	32.907	21.696	1'45.946	193,5	12:13'31.631
6	13.478	34.161	29.820	22.159	1'39.618	228,8	12:15'11.249
7	12.998	33.969	29.604	21.542	1'38.113	228,3	12:16'49.362
8	13.011	33.570	29.707	22.445	1'38.733	228,3	12:18'28.095
9	13.172	34.031	30.900	22.434	1'40.537	228,8	12:20'08.632
10	13.496	33.577	29.359	21.418	1'37.850	228,3	12:21'46.482
11	12.997	33.608	<b>29.357</b>	21.504	<b>1'37.466</b>	228,8	12:23'23.948
12	13.529	35.091	29.731	2'30.836	3'49.187P	228,3	12:27'13.135
13	19.310	37.096	30.224	21.810	1'48.440P	227,4	12:29'01.575
14	23.874	1'08.551	41.219	21.908	2'35.552	81,1	12:31'37.127
15	13.167	34.288	29.655	21.590	1'38.700	228,8	12:33'15.827
16	12.939	33.609	29.956	21.636	1'38.140	229,3	12:34'53.967
17	12.934	34.611	29.848	21.640	1'39.033	229,3	12:36'33.000
18	12.997	34.032	30.002	21.534	1'38.565	228,8	12:38'11.565
19	12.953	33.704	29.993	23.213	1'39.863	230,8	12:39'51.428
20	13.746	35.874	30.910	2'29.144	3'49.674P	228,3	12:43'41.102
21	17.501	34.090	29.614	21.582	1'42.787P	228,3	12:45'23.889
22	13.087	33.446	29.625	21.439	1'37.597	230,8	12:47'01.486
23	13.173	33.410	29.719	21.845	1'38.147	229,8	12:48'39.633
24	<b>12.890</b>	34.349	29.585	21.584	1'38.408	230,3	12:50'18.041
25	12.919	33.677	29.622	21.480	1'37.698	231,8	12:51'55.739
26	13.950	34.072	29.542	2'14.767	3'32.331P	229,8	12:55'28.070
27	17.106	35.192	31.382	21.970	1'45.650P	201,9	12:57'13.720
28	12.930	34.510	29.563	22.024	1'39.027	230,8	12:58'52.747
29	12.945	33.453	30.539	21.693	1'38.630	231,3	13:00'31.377
30	12.949	33.393	29.753	<b>21.405</b>	1'37.500	<b>232,8</b>	13:02'08.877
31	12.950	<b>33.255</b>	31.192			232,3	

**292 Centri Porsche Ticino (1'39.613)**

Lap	Seg.1	Seg.2	Seg.3	Seg.4	Lap Time	km/h	Local Time
-----	-------	-------	-------	-------	----------	------	------------

1							
2	20.955	44.803	36.576	23.795	2'06.129P	170,9	12:08'50.547
3	15.463	38.458	31.544	22.826	1'48.291	225,0	12:10'38.838
4	13.675	36.661	32.773	7'18.439	8'41.548P	228,3	12:19'20.386
5	20.294	36.696	32.729	22.421	1'52.140P	221,8	12:21'12.526
6	13.471	36.171	30.893	22.579	1'43.114	225,9	12:22'55.640
7	13.782	35.023	33.302	23.025	1'45.132	229,3	12:24'40.772
8	13.457	34.876	30.772	22.041	1'41.146	229,8	12:26'21.918
9	13.437	34.928	31.919	22.473	1'42.757	229,8	12:28'04.675
10	13.451	34.946	36.764	2'03.546	3'28.707P	230,3	12:31'33.382
11	20.068	35.495	31.426	22.634	1'49.623P	225,5	12:33'23.005
12	13.765	34.818	30.303	22.182	1'41.068	228,8	12:35'04.073
13	13.384	35.099	30.195	22.130	1'40.808	228,3	12:36'44.881
14	<b>13.340</b>	36.350	31.022	22.470	1'43.182	229,3	12:38'28.063
15	13.493	35.149	31.038	23.455	1'43.135	229,3	12:40'11.198
16	14.016	34.797	32.452	22.505	1'43.770	228,8	12:41'54.968
17	13.363	35.637	30.781	3'08.562	4'28.343P	229,3	12:46'23.311
18	19.800	38.303	33.325	23.399	1'54.827P	222,2	12:48'18.138
19	13.503	35.661	30.317	21.827	1'41.308	227,8	12:49'59.446
20	13.370	<b>34.375</b>	<b>30.096</b>	<b>21.772</b>	<b>1'39.613</b>	<b>230,8</b>	12:51'39.059
21	13.670	34.757	31.142	21.816	1'41.385	227,4	12:53'20.444
22	13.499	34.649	30.885	21.963	1'40.996	228,8	12:55'01.440
23	14.284	34.395	30.184	22.529	1'41.392	229,8	12:56'42.832
24	14.324	35.771	30.509	21.870	1'42.474	216,4	12:58'25.306
25	13.619	34.698	31.529	21.838	1'41.684	228,3	13:00'06.990
26	13.546	34.452	30.657	24.246	1'42.901	228,8	13:01'49.891
27	13.513	36.089	30.409	23.042	1'43.053	200,4	13:03'32.944
28	13.863	40.430				208,1	

**291 Centri Porsche Ticino (1'35.895)**

Lap	Seg.1	Seg.2	Seg.3	Seg.4	Lap Time	km/h	Local Time
-----	-------	-------	-------	-------	----------	------	------------

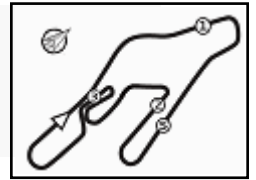
1							
2	19.094	34.731	30.632	21.698	1'46.155P	221,8	12:08'24.253
3	12.635	33.478	29.960	20.999	1'37.072	230,3	12:10'01.325

15/06/2024

P = Pits In/Out - C = Lap Time Cancelled

Powered by FICr PERUGIA TIMING



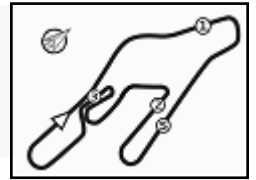


Vallelunga 4.085 m

## ACI Racing Weekend Vallelunga, 15-16 Giugno 2024

### Campionato Italiano GT Endurance - Pit Times Free Practice 3

No.	Entrant	Car		Local Time	Pit Time
5	L&A Infinity	J.LORENZO		12:05'42.962	
			PIT OUT	12:23'43.130	
			PIT IN	12:27'23.379	3'40.249
			PIT OUT	12:39'49.889	
			PIT IN	12:43'08.357	3'18.468
			PIT OUT	12:49'37.011	
7	BMW Italia Ceccato Racing	S.COMANDINI		12:05'14.803	
			PIT OUT	12:16'18.578	
			PIT IN	12:18'21.135	2'02.557
			PIT OUT	12:29'27.037	
			PIT IN	12:32'00.314	2'33.277
			PIT OUT	12:41'26.833	
			PIT IN	12:42'52.620	1'25.787
			PIT OUT	12:49'05.804	
			PIT IN	12:51'09.649	2'03.845
			PIT OUT	12:59'08.526	
8	BMW Italia Ceccato Racing	M.CASSARÀ		12:05'16.570	
			PIT OUT	12:14'42.538	
			PIT IN	12:16'45.778	2'03.240
			PIT OUT	12:35'18.552	
			PIT IN	12:36'51.301	1'32.749
			PIT OUT	12:54'25.093	
			PIT IN	12:56'27.482	2'02.389
			PIT OUT		
12	Tresor Audi Sport Italia	A.AKA		12:05'12.129	
			PIT OUT	12:14'39.172	
			PIT IN	12:16'06.429	1'27.257
			PIT OUT	12:24'20.806	
			PIT IN	12:25'46.988	1'26.182
			PIT OUT	12:31'34.174	
			PIT IN	12:42'32.843	10'58.669
			PIT OUT	12:56'56.645	
			PIT IN	12:58'29.627	1'32.982
			PIT OUT		
16	AKM Motorsport	G.SANDRUCCI		12:09'17.723	
			PIT OUT	12:22'29.128	
			PIT IN	12:24'41.803	2'12.675
			PIT OUT	12:48'21.360	
			PIT IN	12:50'21.476	2'00.116
			PIT OUT	12:53'41.129	
			PIT IN	12:54'31.746	50.617
			PIT OUT	12:56'02.822	
			PIT IN	12:56'53.494	50.672
			PIT OUT		
17	EF Racing	E.FULGENZI		12:05'23.073	
			PIT OUT	12:19'58.288	
			PIT IN	12:22'08.517	2'10.229
			PIT OUT	12:30'50.339	
			PIT IN	12:32'50.840	2'00.501
			PIT OUT	12:43'56.117	

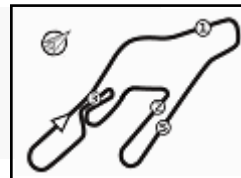


Vallelunga 4.085 m

## ACI Racing Weekend Vallelunga, 15-16 Giugno 2024

### Campionato Italiano GT Endurance - Pit Times Free Practice 3

No.	Entrant	Car		Local Time	Pit Time
17	EF Racing	E.FULGENZI	PIT OUT	12:45'32.388	1'36.271
			PIT IN	12:55'05.288	
			PIT OUT	12:56'30.194	
19	VSR	R.CAZZANIGA	PIT OUT	12:08'16.231	1'48.788
			PIT IN	12:14'50.720	
			PIT OUT	12:16'39.508	
			PIT IN	12:18'12.585	
			PIT OUT	12:24'00.122	
			PIT IN	12:25'32.393	
			PIT OUT	12:27'34.422	
			PIT IN	12:29'06.979	
			PIT OUT	12:31'10.394	
			PIT IN	12:32'43.069	
			PIT OUT	12:34'45.726	
PIT IN	12:36'16.529				
27	Scuderia Baldini	A.LECLERC	PIT OUT	12:05'21.695	2'04.414
			PIT IN	12:24'35.988	
			PIT OUT	12:26'40.402	
			PIT IN	12:30'05.207	
			PIT OUT	12:31'23.236	
			PIT IN	12:45'30.811	
			PIT OUT	12:47'20.781	
			PIT IN	13:01'56.462	
28	Nova Race Events	A.MARCHETTI	PIT OUT	12:09'23.598	2'01.072
			PIT IN	12:23'48.179	
			PIT OUT	12:25'49.251	
			PIT IN	12:48'35.817	
			PIT OUT	12:51'56.700	
32	Auto Sport Racing	S.MUR	PIT OUT	12:06'32.307	4'20.341
			PIT IN	12:12'15.091	
			PIT OUT	12:16'35.432	
			PIT IN	12:23'56.517	
			PIT OUT	12:26'45.112	
			PIT IN	12:30'53.705	
			PIT OUT	12:40'32.984	
			PIT IN	12:50'12.741	
			PIT OUT	12:52'29.609	
PIT IN	12:56'01.233				
33	Auto Sport Racing	M.PAVLOVIC	PIT OUT	12:05'19.163	1'29.150
			PIT IN	12:18'01.150	
			PIT OUT	12:19'30.300	
			PIT IN	12:29'17.649	
			PIT OUT	12:32'18.184	
			PIT IN	12:40'29.408	
			PIT OUT	12:49'27.858	
			PIT IN	12:59'10.070	
			PIT OUT	13:00'26.264	
50	AF Corse	R.PONZIO			

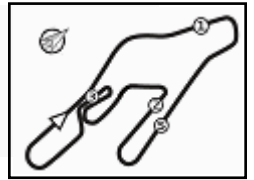


Vallelunga 4.085 m

## ACI Racing Weekend Vallelunga, 15-16 Giugno 2024

### Campionato Italiano GT Endurance - Pit Times Free Practice 3

No. Entrant	Car		Local Time	Pit Time	
50	AF Corse	R.PONZIO	PIT OUT	12:06'13.700	
			PIT IN	12:15'41.459	
			PIT OUT	12:19'49.866	4'08.407
			PIT IN	12:27'40.152	
			PIT OUT	12:31'52.799	4'12.647
			PIT IN	12:41'32.654	
			PIT OUT	12:44'13.965	2'41.311
			PIT IN	12:50'35.344	
			PIT OUT	12:55'41.118	5'05.774
51	AF Corse	A.BRACALENTE	PIT OUT	12:06'04.535	
			PIT IN	12:17'16.186	
			PIT OUT	12:20'03.879	2'47.693
			PIT IN	12:30'01.433	
			PIT OUT	12:35'18.169	5'16.736
			PIT IN	12:52'59.846	
			PIT OUT	12:55'45.754	2'45.908
54	Imperiale Sport Car Service	A.FARHADI	PIT OUT	12:05'13.499	
			PIT IN	12:19'41.839	
			PIT OUT	12:22'34.006	2'52.167
			PIT IN	12:34'05.089	
55	Nova Race Events	V.SCARPETTA	PIT OUT	12:05'57.670	
			PIT IN	12:10'54.770	
			PIT OUT	12:12'07.347	1'12.577
			PIT IN	12:20'03.523	
			PIT OUT	12:22'41.234	2'37.711
			PIT IN	12:29'08.095	
			PIT OUT	12:32'10.271	3'02.176
			PIT IN	12:45'11.066	
			PIT OUT	12:48'45.479	3'34.413
			PIT IN	12:58'16.418	
63	VSR	B.MOULIN	PIT OUT	12:06'02.302	
			PIT IN	12:15'39.435	
			PIT OUT	12:17'28.198	1'48.763
			PIT IN	12:28'41.159	
			PIT OUT	12:30'45.463	2'04.304
			PIT IN	12:41'56.136	
			PIT OUT	12:51'54.063	9'57.927
			PIT IN	12:58'44.440	
66	VSR	G.STADSBADER	PIT OUT	12:06'11.161	
			PIT IN	12:12'51.664	
			PIT OUT	12:25'23.133	12'31.469
			PIT IN	12:40'24.343	
			PIT OUT	12:49'29.539	9'05.196
			PIT IN	12:56'11.570	
75	Double TT Racing	L.COLAVITA	PIT OUT	12:05'08.655	
			PIT IN	12:17'59.102	
			PIT OUT	12:20'18.594	2'19.492



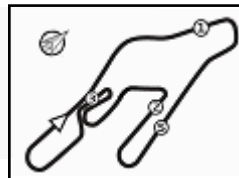
Vallelunga 4.085 m

## ACI Racing Weekend Vallelunga, 15-16 Giugno 2024

### Campionato Italiano GT Endurance - Pit Times Free Practice 3

No.	Entrant	Car		Local Time	Pit Time
75	Double TT Racing	L.COLAVITA	PIT IN	12:21'50.840	
			PIT OUT	12:23'20.553	1'29.713
			PIT IN	12:29'54.653	
			PIT OUT	12:33'09.435	3'14.782
			PIT IN	12:44'09.459	
			PIT OUT	12:46'28.770	2'19.311
77	Nova Race Events	L.MAGNONI	PIT OUT	12:06'00.331	
			PIT IN	12:13'35.527	
			PIT OUT	12:15'39.169	2'03.642
			PIT IN	12:25'28.360	
			PIT OUT	12:27'46.953	2'18.593
			PIT IN	12:29'29.195	
			PIT OUT	12:31'40.160	2'10.965
			PIT IN	12:44'31.051	
			PIT OUT	12:46'47.606	2'16.555
			PIT IN	12:50'09.462	
85	Imperiale Sport Car Service	R.ROGALSKI	PIT OUT	12:06'35.151	
			PIT IN	12:14'40.779	
			PIT OUT	12:17'49.658	3'08.879
			PIT IN	12:27'23.773	
			PIT OUT	12:32'59.175	5'35.402
			PIT IN	12:42'31.845	
			PIT OUT	12:45'15.706	2'43.861
			PIT IN	13:04'31.730	
99	Tresor Audi Sport Italia	L.MONCINI	PIT OUT	12:05'20.694	
			PIT IN	12:08'42.297	
			PIT OUT	12:14'25.624	5'43.327
			PIT IN	12:31'17.567	
			PIT OUT	12:42'57.363	11'39.796
103	Easy Race	F.LA MAZZA	PIT OUT	12:05'53.249	
			PIT IN	12:10'21.157	
			PIT OUT	12:12'23.646	2'02.489
			PIT IN	12:24'34.252	
			PIT OUT	12:26'48.569	2'14.317
			PIT IN	12:30'47.636	
			PIT OUT	12:31'20.733	33.097
			PIT IN	12:44'54.638	
			PIT OUT	12:47'03.645	2'09.007
			PIT IN	13:03'44.007	
122	Ebimotors	G.NICOLOSI	PIT OUT	12:05'55.056	
			PIT IN	12:27'43.717	
			PIT OUT	12:29'51.518	2'07.801
			PIT IN	12:45'02.268	
			PIT OUT	12:48'00.837	2'58.569
			PIT IN	13:04'38.835	
127	Racevent	G.BERTON	PIT OUT	12:05'56.850	
			PIT IN	12:16'27.686	



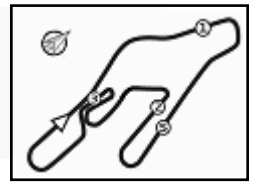


Vallelunga 4.085 m

## ACI Racing Weekend Vallelunga, 15-16 Giugno 2024

### Campionato Italiano GT Endurance - Pit Times Free Practice 3

No. Entrant	Car		Local Time	Pit Time	
127 Racevent	G.BERTON	PIT OUT	12:17'42.059	1'14.373	
		PIT IN	12:25'55.595		
		PIT OUT	12:27'38.002	1'42.407	
		PIT IN	12:43'31.342		
		PIT OUT	12:45'09.429	1'38.087	
		PIT IN	12:58'02.359		
		PIT OUT	13:00'04.312	2'01.953	
151 SR&R	N.RISITANO	PIT OUT	12:06'18.070		
		PIT IN	12:12'03.032		
		PIT OUT	12:16'00.760		3'57.728
		PIT IN	12:21'08.882		
		PIT OUT	12:23'25.522		2'16.640
		PIT IN	12:28'23.388		
		PIT OUT	12:32'20.184		3'56.796
		PIT IN	12:37'13.686		
		PIT OUT	12:39'03.970		1'50.284
		PIT IN	12:45'48.381		
		PIT OUT	12:47'48.140		1'59.759
		PIT IN	12:55'23.060		
172 DL Racing	L.SEGÙ	PIT OUT	12:05'50.353		
		PIT IN	12:19'07.649		
		PIT OUT	12:23'53.699		4'46.050
		PIT IN	12:28'38.021		
		PIT OUT	12:40'21.127		11'43.106
		PIT IN	12:48'44.743		
202 HC Racing Division	A.CLEMENTI PISANI	PIT OUT	12:05'44.834		
		PIT IN	12:11'30.819		
		PIT OUT	12:13'32.412		2'01.593
		PIT IN	12:25'01.742		
		PIT OUT	12:27'03.692		2'01.950
		PIT IN	12:30'54.677		
		PIT OUT	12:32'56.818		2'02.141
		PIT IN	12:48'00.596		
		PIT OUT	12:50'02.547		2'01.951
		PIT IN	13:03'20.671		
207 Invictus Corse	A.MENDEZ	PIT OUT	12:05'38.798		
		PIT IN	12:15'38.377		
		PIT OUT	12:17'45.148		2'06.771
		PIT IN	12:27'45.768		
		PIT OUT	12:31'42.691		3'56.923
		PIT IN	12:40'12.569		
		PIT OUT	12:43'14.575		3'02.006
		PIT IN	12:53'11.669		
212 Best Lap	G.MARZIALETTI	PIT OUT	12:06'07.874		
		PIT IN	12:14'25.280		
		PIT OUT	12:18'42.627		4'17.347
		PIT IN	12:20'36.725		
		PIT OUT	12:22'19.038		1'42.313

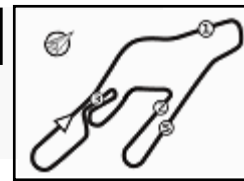


Vallelunga 4.085 m

## ACI Racing Weekend Vallelunga, 15-16 Giugno 2024

### Campionato Italiano GT Endurance - Pit Times Free Practice 3

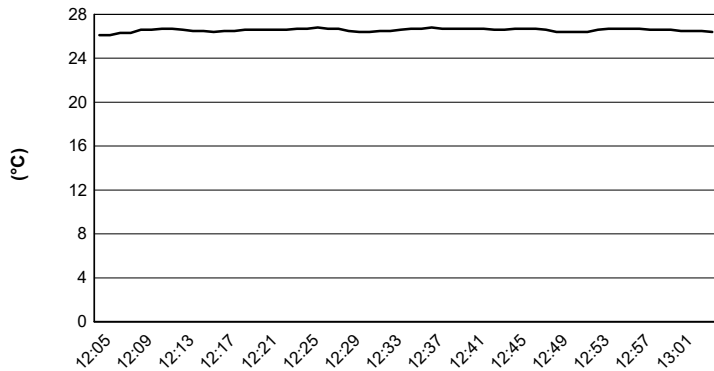
No. Entrant	Car		Local Time	Pit Time
<b>212</b> Best Lap	G.MARZIALETTI	PIT IN	12:24'00.597	
		PIT OUT	12:32'13.232	8'12.635
		PIT IN	12:37'17.881	
		PIT OUT	12:59'40.027	22'22.146
<b>217</b> EF Racing	S.VAN DER SLOOT	PIT OUT	12:05'11.111	
		PIT IN	12:23'41.454	
		PIT OUT	12:25'37.458	1'56.004
		PIT IN	12:36'23.453	
		PIT OUT	12:39'16.367	2'52.914
<b>232</b> LEMA Racing	A.LAH	PIT OUT	12:05'51.811	
		PIT IN	12:20'56.156	
		PIT OUT	12:22'35.176	1'39.020
		PIT IN	12:26'17.161	
		PIT OUT	12:30'55.579	4'38.418
		PIT IN	12:45'53.618	
		PIT OUT	12:49'11.571	3'17.953
		PIT IN	12:52'57.669	
		PIT OUT	12:54'21.691	1'24.022
<b>272</b> DL Racing	S.GATTUSO	PIT OUT	12:05'36.738	
		PIT IN	12:24'56.044	
		PIT OUT	12:27'13.715	2'17.671
		PIT IN	12:41'25.797	
		PIT OUT	12:43'41.690	2'15.893
		PIT IN	12:53'28.046	
		PIT OUT	12:55'28.653	2'00.607
		PIT IN	13:03'45.555	
<b>291</b> Centri Porsche Ticino	V.PRESEZZI	PIT OUT	12:06'38.727	
		PIT IN	12:15'13.228	
		PIT OUT	12:17'33.065	2'19.837
		PIT IN	12:24'07.248	
		PIT OUT	12:27'09.450	3'02.202
		PIT IN	12:31'19.336	
		PIT OUT	12:33'21.640	2'02.304
		PIT IN	12:54'07.524	
<b>292</b> Centri Porsche Ticino	M.KNEZ	PIT OUT	12:06'45.650	
		PIT IN	12:12'17.433	
		PIT OUT	12:19'20.975	7'03.542
		PIT IN	12:29'50.886	
		PIT OUT	12:31'33.977	1'43.091
		PIT IN	12:43'29.080	
		PIT OUT	12:46'23.907	2'54.827



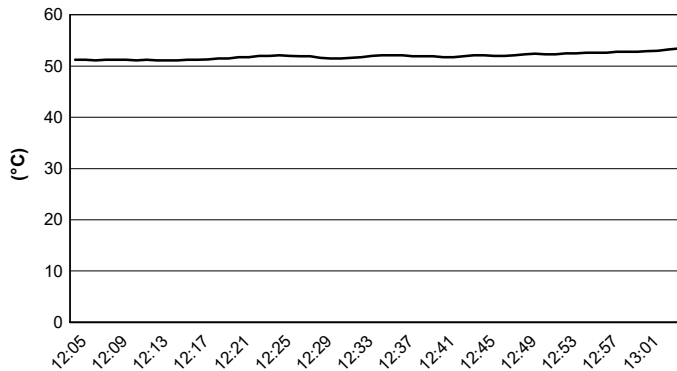
Vallelunga 4.085 m

**ACI Racing Weekend Vallelunga, 15-16 Giugno 2024**  
**Campionato Italiano GT Endurance - Meteo Free Practice 3**  
 Session started 12:05 - Session ended 13:04

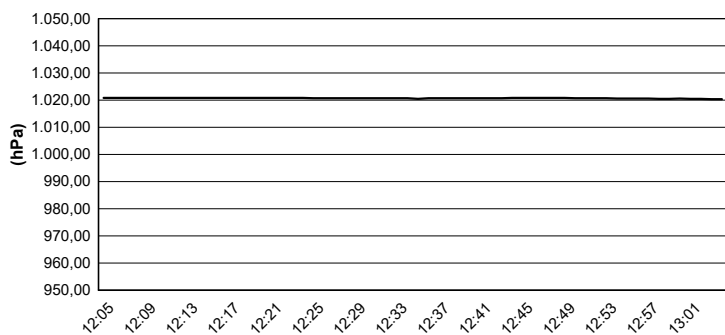
**Air Temperature**



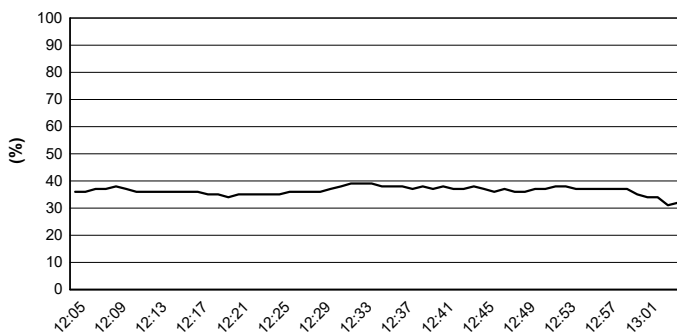
**Track Temperature**



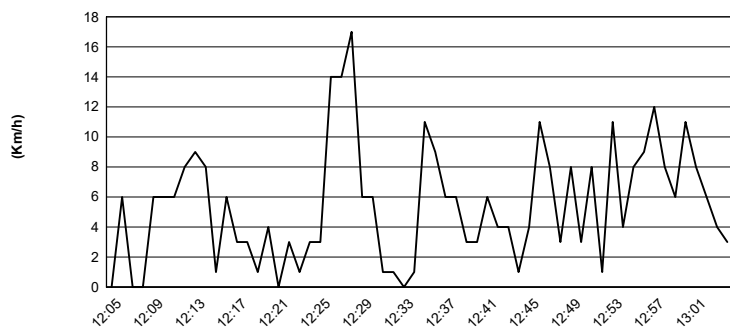
**Air Pressure**



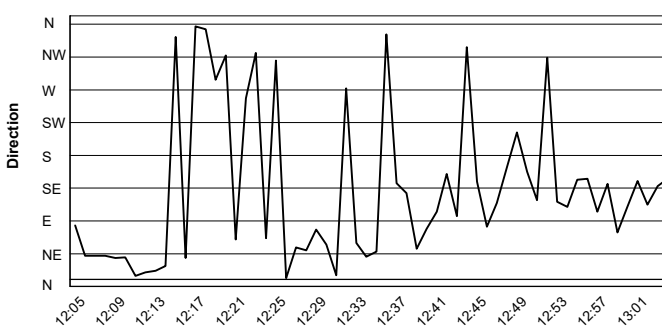
**Humidity**



**Wind Speed**



**Wind Direction**



15/06/2024